


# CONTENTS


REFRIGERATORS	2
PREMIUM 44-ND, 45-ND (ELECTRONIC CONTROL WITH LED DISPLAY, FULL NO FROST)	4
ADVANCE 46-ND, 46-NL, 46-NW (ELECTRONIC CONTROL WITH LED DISPLAY, FULL NO FROST)	10
ADVANCE 16, 36, 43, 46, 66 (ELECTRONIC CONTROL WITHOUT DISPLAY, STATIC SYSTEM)	20
SOFT LINE 58, 28, 28+, 40, 40+, 60 (ELECTROMECHANICAL CONTROL, STATIC SYSTEM)	36
FREEZERS	48
ADVANCE 76-ND (ELECTRONIC CONTROL WITH LED DISPLAY, NO FROST)	50
ADVANCE 76-N (ELECTRONIC CONTROL WITHOUT DISPLAY, NO FROST)	52
COMFORT / CLASSIC 71, 72 (ELECTROMECHANICAL CONTROL, STATIC SYSTEM)	56
SIDE-BY-SIDE	60
COMMERCIAL REFRIGERATORS	64
WASHING MACHINES	72
INTENSE 13, 14, 14 (WITH STEAM)	78
SMART ACTION 10	86
SOFT ACTION 05	90
MULTI FUNCTION 07	94
SELECTION OF MODEL BY NUMBER	97
WIDE NETWORK OF SERVICE ORGANIZATIONS	98
UNIQUE SERIAL NUMBER	99
QR-CODES	100

# REFRIGERATORS


## USEFUL FEATURES OF REFRIGERATOR COMPARTMENT (HEREINAFTER – «RC»)

**LED lighting**


46-ND, 46-NW series has dual LED lighting with a «Perfect Light» soft start system, which illuminates brightly and consumes a minimum of electricity, since LED lamps are energy efficient.

**Vacation Mode**


When the mode is turned on, the temperature in the RC is set to plus 15 °C, which prevents the formation of an unpleasant odor in a closed compartment without food. Products should be removed from the RC in advance.

**Door Closers**


Special mechanical devices are designed for automatic re-closing of unlocked doors of the RC and FC of 46-ND series, which ensures the safety of products and temperature parameters in the compartments.

**«Super Fresh Box» Freshness Zone**

In the «Super Fresh Box», perishable products remain fresh for as long as possible, maintaining their taste and nutritional properties. The freshness zone compartment moves along roller guides.


**Supercooling Mode**

The mode is necessary for quick cooling of drinks or large quantities of fresh food by temporarily lowering the temperature. The mode is equipped with an automatic shutdown system – after 6 hours.


**Humidity Control Drawer**

Humidity adjustment is carried out by moving the damper in the shelf above the Hydro Balance Zone drawer, thanks to which vegetables and fruits retain their freshness longer. The drawer moves along roller guides.


## USEFUL FEATURES OF FREEZER COMPARTMENT (HEREINAFTER – «FC»)

**Fast Freezing Mode**


Allows quick and efficient freezing of the maximum amount of fresh food at a temperature of minus 24 °C. In refrigerators with an electronic control unit, the mode is equipped with an automatic shutdown system after 48–60 hours.

**Beverage Cooling Mode**


Allows quick cooling of beverages in the FC: when the mode is turned on, a cooling time period is set (from 1 to 90 minutes), after which a sound signal is heard.

**Autonomous Cold Preservation Up To 23 Hours**


Due to increased thermal insulation, in case of an unexpected power outage in the electrical network, the FC maintains the temperature from -18 °C to -9 °C for a long time (for 12–23 hours, depending on the model).

**Timer Mode**

Enabling the «Timer» mode allows you to set a time from 1 to 90 minutes on the display (in 44-ND, 45-ND), if products need to be removed from the FC after a certain time.


**Increased Temperature Indicator**

It will flash a warning about unnoticed defrosting of the FC or light up if the temperature has increased due to loading a large number of products into the drawers.


**«Full No Frost»**

«Full No Frost» cooling system ensures forced circulation of cold air in the compartments and also prevents frost from freezing in the FC, so there is no need to defrost it several times a year.


## ADVANTAGES

**High Energy Efficiency Class**


The advantage of ATLANT refrigerators is their low energy consumption, which corresponds to high energy efficiency classes A or A+.

**Low Noise**


The adjusted sound power level meets all European requirements: no more than 39–43 dB (depending on the model).

**Resistance To Voltage Surges**


ATLANT refrigerators retain their functionality even with voltage surges from 175 to 255 V in the electrical network.

**Shock-Proof Glass**

The shelves are made of shock-proof glass and can withstand heavy loads from 15 to 25 kg, depending on the width of the shelf.


**Two Compressors**

The design of the 60, 66 series refrigerators includes two compressors, which allows autonomous turning off of one of the compartments.


**Easy To Move**

All ATLANT refrigerators can be easily and simply moved indoors to a new location if you lean on the rear roller supports.


## CONTROL AND INDICATION SYSTEMS

**Electronic Control Without LED Display**


Electronic control without display (in 16, 36, 43, 46 mini, 46 maxi, 66 series) is provided using buttons on the panel responsible for selecting temperature modes.

**Electronic Control With LED Display**

Provides indication of refrigerator operating modes, digital display of temperature in compartments, as well as turning on and off various modes using touch display buttons.


**Temperature sensors**

Electronically controlled refrigerators are equipped with temperature sensors that are sensitive to any temperature changes.


**Electromechanical Control**

Allows you to set the required temperature by turning the thermostat knob in refrigerators and freezers, with electromechanical control, to the desired division.


## SAFETY

**Audible Signaling**


It turns on if the RC door is open for more than 60 seconds (30 seconds in the 60 series). Audible signaling turns off when the compartment door is closed or when a button is pressed on the display.

**Locking the Display Buttons (Child Lock)**

It turns on when there is a need to block the touch buttons of the LED display so that control of the refrigerator becomes inaccessible, primarily for children.


**Self-diagnostic**

In case of a malfunction, an alphanumeric indication of abnormalities in the operation of the refrigerator appears on the display of the electronic unit.


**ABG Technology**

Antibacterial additives (BIO) kill bacteria and prevent their spread. It is allowed to use them in the manufacture of seals, inner walls and handles of refrigerators.


## DOOR DESIGN FEATURES

**Door handles**

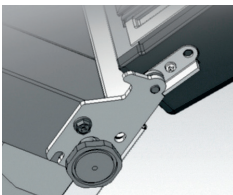
Pocket door handles: black (in 36, 66, 46-ND, 46-NW)




Door pull handles (in 45-ND)

**Door Closers**


Door closers in the RC and FC (in 46-ND)

**Opening Limiters**

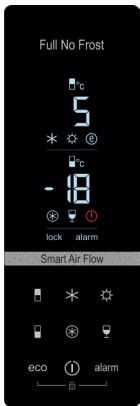
Door opening angle limiters of the RC and FC (in 16, 36, 46 mini, 46 maxi, 66, 46-ND, 46-NL, 46-NW)



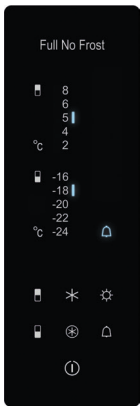
Integrated handles (in 46 mini, 46 maxi, 46-NL)



Door Pull Handle with squeezing mechanism «Easy Open Technology» (in 1602)



46-ND



46-NL



46-NW



# PREMIUM

- ELECTRONIC CONTROL WITH LED DISPLAY
- FULL NO FROST

In 44-ND and 45-ND series of PREMIUM line, the touch-screen electronic unit allows you to monitor the operation of the refrigerator, control the temperature, and also enable various modes: «Supercooling» – quick cooling of food, «Vacation» – saves energy during a long absence, «Timer» – will remind you when you need to get food, «Child Lock» – blocks the control.

## 44-ND PREMIUM (COMFORT+) – EVERYTHING FOR YOUR COMFORT

A series of refrigerators with FULL NO FROST technology and a stylish display will allow you to enjoy fresh products at any time. Its modern design and smart features will make your kitchen even more beautiful and functional.



## TWO-CHAMBER REFRIGERATORS

- XM-4424-ND**
- XM-4425-ND**
- XM-4426-ND**



### CONTROL SYSTEM



- Electronic control with LED display (touch buttons)
- Electronic temperature sensors in the RC and FC
- Self-diagnostic
- Possibility of blocking display buttons
- Indication of increased temperature

### COOLING SYSTEM

- **FULL NO FROST** in the RC and FC
- **SMART AIR FLOW** – multi-flow air circulation in the RC and FC

### COMPONENT PARTS

#### Refrigerator compartment:


- Glass shelves (can be rearranged according to height)
- Bottom glass shelf above drawers for vegetables and fruits
- Two drawers for vegetables, fruits
- Door containers (replaceable, can be rearranged according to height)
- Door lower container (cannot be rearranged)
- Insert for 10 eggs

#### Freezer compartment:

- Standard pull-out baskets (replaceable)
- Lower basket
- Glass shelves between FC baskets

### SERIES FEATURES

- There is a «Timer» mode in the FC



## 45-ND PREMIUM (MAXIMUM) – WIDE REFRIGERATORS

Thanks to its size (69.5 cm width), PREMIUM XM-4524-ND model provides large capacity, allowing you to conveniently store even large items such as a pizza box, large bottles, and cakes.

A wide refrigerator also allows for easier food access and storage, making it ideal for any kitchen.



## TWO-CHAMBER REFRIGERATOR

### XM-4524-ND



Stainless steel imitation

#### CONTROL SYSTEM



- Electronic control with LED display (touch buttons)
- Electronic temperature sensors in the RC and FC
- Self-diagnostic
- Possibility of blocking display buttons
- Indication of increased temperature

#### COOLING SYSTEM

- **FULL NO FROST** in the RC and FC
- **SMART AIR FLOW** – multi-flow air circulation in the RC and FC

#### COMPONENT PARTS

##### Refrigerator compartment:


- Glass shelves (can be rearranged according to height)
- Bottom glass shelf above drawers for vegetables and fruits
- Two drawers for vegetables, fruits
- Container with lid for meat or fish
- Door upper container with lid (cannot be rearranged)
- Door middle container (can be rearranged according to height)
- Door lower container (cannot be rearranged)
- Insert for 10 eggs

##### Freezer compartment:

- Standard pull-out baskets (replaceable)
- Lower basket
- Glass shelves between FC baskets

#### SERIES FEATURES

- Distinguishes by the greatest width – 695 mm
- The largest volume of the RC among two-chamber refrigerators – 280 l
- There is a «Timer» mode in the FC



45-ND – DESIGN AND COMPONENT PARTS FEATURES

PREMIUM 45-ND series (69.5cm wide) offers ample food storage options, making it an ideal choice for large families.



Container for meat or fish, insert for 10 eggs



Middle containers, rearranged according to height



High one-piece lower container for the entire width of the door



Two pull-out drawers for vegetables or fruits



Interchangeable plastic baskets of the FC



**Temperature sensors**  
The refrigerator compartment and freezer compartment are equipped with temperature sensors that are sensitive to any changes, read the temperature and display it on the display.

<div>PREMIUM</div> <div><div><div>• ELECTRONIC CONTROL</div><div>• LED DISPLAY WITH TIMER</div><div>• FULL NO FROST</div></div></div>	44-ND PREMIUM (COMFORT+)			45-ND PREMIUM (MAXIMUM)	
	<div><div><div></div><div>-XX9 design</div></div></div>			<div><div><div></div><div>-OX0 design</div></div></div>	
	MAIN FEATURES	XM-4424-ND	XM-4425-ND	XM-4426-ND	XM-4524-ND
	Total volume, l	334	342	357	401
Dimensions: HxWxD, mm	1968x595x625	2068x595x625	2068x595x625	1959x695x625	
Net weight, kg	73	76	76	82	
Cooling system	Full No Frost			Full No Frost	
Number of compressors	1			1	
Electronic control with LED display (touch buttons)	+			+	
Timer mode	+			+	
Child Lock (display button lock)	+			+	
Self-diagnostic	+			+	
Energy consumption, kW-h/year	375	396	385	392	
Energy efficiency class	A			A	
Corrected sound power level, dB	43			43	
Climate classes*	SN, N, ST			SN, N	
Reversible doors	+			+	
REFRIGERATOR COMPARTMENT (RC)					
RC total volume, l	230	208	253	280	
Supercooling mode	+ (automatic shutdown after 6 hours)			+ (automatic shutdown after 6 hours)	
Vacation mode	+			+	
Audible signaling	+ (with the door open for more than 60 seconds, with the ability to turn off)			+ (with the door open for more than 60 seconds, with the ability to turn off)	
Glass shelf (can be rearranged according to height), pcs.	3	3	3	4	
Glass shelf above drawers for vegetables and fruits, pcs.	1			1	
Drawer for vegetables, fruits, pcs.	2			2	
Container with lid for meat or fish, pcs.	–			1	
Door container with lid, pcs.	–	–	–	1	
Replaceable door containers, pcs.	3	3	4	1	
Door lower container, pcs.	1 (without bottle limiter)			1 (without bottle limiter)	
LED lighting	+ (1 LED lamp)			+ (1 LED lamp)	
FREEZER COMPARTMENT (FC)					
FC total volume, l	104	134	104	121	
Number of compartments	3	4	3	3	
Storage temperature of frozen food products, °C, not higher	-18			-18	
Fast freezing mode	+ (automatic shutdown after 48 hours)			+ (automatic shutdown after 48 hours)	
Freezing capacity, kg/day	6	7	6	10	
Time for temperature rise from minus 18 °C to minus 9 °C during a power outage, h	15			19	
COLORS					
Color	White Stainless steel imitation			Stainless steel imitation	

\* SN – moderate extended – from +10 °C to +32 °C. N – moderate – from +16 °C to +32 °C. ST – subtropical – from +16 °C to +38 °C.



# ADVANCE

- **ELECTRONIC CONTROL WITH LED DISPLAY**
- **FULL NO FROST**

46-ND, 46-NL, 46-NW series of ADVANCE line with electronic control are equipped with FULL NO FROST cooling system, which does not require defrosting, as well as SMART AIR FLOW multi-flow air circulation system in the RC and FC.



## LUXURY CLASS COMPONENT PARTS

ATLANT refrigerators are distinguished by a wide range of comfort elements. They advantageously combine modern styling, thoughtful design and modern technology.

ATLANT has retained the durability characteristic of refrigerators and added a number of high-tech elements created using new technologies, making refrigerators comfortable to use for every consumer.



Elements that can be hanged, moved, rearranged and folded



Folding glass shelf «Transformer Shelf» which can be rearranged according to height (when folded)



Shelf with integrated humidity control above the «Hydro Balance Zone» drawer with divider



Combination of «Super Fresh Box» and «Hydro Balance Zone» compartments with divider



«BIG BOX» basket of increased volume (all baskets are made of shock-proof materials)



Tray for freezing berries or small products

46-ND ADVANCE (COMFORT+) – LONG-TERM FRESHNESS

LUXURY IN DETAILS – DOUBLE «PERFECT LIGHT» LED LIGHTING

Two sources of LED lighting in the RC with a built-in «PERFECT LIGHT» soft-start system will make your life much more comfortable. The first light source is integrated into the ceiling, and the second is integrated into the air duct on the rear wall of the RC. Innovative lighting provides long-lasting, soft and pleasant illumination. It allows you to significantly save energy resources of the refrigerator.



TWO-CHAMBER REFRIGERATORS

- XM-4619-ND XM-4624-ND
- XM-4621-ND XM-4625-ND
- XM-4623-ND XM-4626-ND

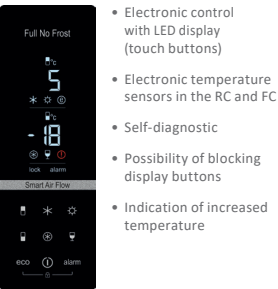


- White
- Silver
- Stainless steel imitation
- Metallic black

- A+ Energy efficiency class
- ECO Energy saving Mode
- Supercooling Mode
- Vacation Mode
- Fast Freezing Mode
- Beverage Cooling Mode
- Child Lock
- Audible Signaling
- Autonomous cold preservation up to 15 hours
- Two LED lamps «PERFECT LIGHT»
- «Super Fresh Box» freshness compartment
- Humidity-controlled compartment
- BIG BOX Increased volume basket
- Two «Slim Space» containers on the door
- Tray for freezing
- Shock-Proof Glass
- Automatic door closers
- Increased volume of compartments
- Magnetic insert in the seal
- Reversible doors
- Door opening angle limiters

NEW PRODUCT

CONTROL SYSTEM



COOLING SYSTEM

- FULL NO FROST in the RC and FC
- SMART AIR FLOW – multi-flow air circulation in the RC and FC

COMPONENT PARTS

Refrigerator compartment:

- Glass shelves (can be rearranged according to height)
- Folding glass shelf «Transformer Shelf» which can be rearranged according to height (when folded)
- Bottle rack
- «Super Fresh Box» freshness compartment (except XM-4619-ND, XM-4623-ND)
- Glass shelf of the freshness compartment
- «Hydro Balance Zone» fruit and vegetable drawer with divider
- Glass shelf of the «Hydro Balance Zone» drawer with humidity controller
- Hanging drawer
- Door containers (replaceable, can be rearranged according to height)
- Door lower container with limiter (cannot be rearranged according to height)
- Door small container (cannot be rearranged)
- Insert for 10 eggs

Freezer compartment:

- Standard pull-out baskets (replaceable)
- Shockproof «BIG BOX» basket (available in XM-4623-ND, XM-4625-ND)
- Tray for freezing berries (except XM-4623-ND, XM-4625-ND)
- Lower basket
- Glass shelves between FC baskets
- Two «Slim Space» containers on the door



46-NL ADVANCE – ELEGANT AND PRACTICAL REFRIGERATORS

Refrigerators of 46-NL series attract not only with their external design, but also with their functionality, unique consumer properties and impeccable quality. Such refrigerators accumulate unique technologies that allow you to preserve the taste of products and their freshness for as long as possible.



TWO-CHAMBER REFRIGERATORS

NEW PRODUCT

XM-4621-NL XM-4625-NL  
XM-4624-NL XM-4626-NL



CONTROL SYSTEM



- Electronic control with LED display (touch buttons)
- Electronic temperature sensors in the RC and FC
- Self-diagnostic
- Indication of increased temperature

COOLING SYSTEM

- **FULL NO FROST** in the RC and FC
- **SMART AIR FLOW** – multi-flow air circulation in the RC and FC


COMPONENT PARTS

Refrigerator compartment:

- Glass shelves (can be rearranged according to height)
- «Super Fresh Box» freshness compartment
- Glass shelf of the freshness compartment
- «Hydro Balance Zone» fruit and vegetable drawer with divider
- Glass shelf of the «Hydro Balance Zone» drawer with humidity controller
- Door containers (replaceable, can be rearranged according to height)
- Door lower container (cannot be rearranged according to height)
- Door small container (cannot be rearranged)
- Insert for 10 eggs

Freezer compartment:

- Standard pull-out baskets (replaceable)
- «BIG BOX» basket (available in XM-4625-NL)
- Tray for freezing berries (available in XM-4621-NL, XM-4624-NL)
- Lower basket
- Glass shelves between FC baskets
- Two «Slim Space» containers on the door



46-NW ADVANCE — SMART CONNECT, WI-FI CONTROL

The 46-NW series with WI-FI and «Smart connect» function allows you to control your refrigerators remotely. The «Smart connect» function is as practical as possible: It allows you to set cooling levels and control additional functions, adjust the degree of interior lighting and brightness, and customise settings to suit personal needs from anywhere in the world.\*

\* App for ATLANT 46-NW series refrigerators with «Smart connect» function can be downloaded free of charge from your Android or iOS smartphone.



TWO-CHAMBER REFRIGERATORS

- XM-4619-NW  
XM-4621-NW  
XM-4623-NW
- XM-4624-NW  
XM-4625-NW  
XM-4626-NW



White

A<sup>+</sup>

Energy efficiency class

ECO

Energy saving Mode

WI-FI

«Smart connect»

Supercooling

Supercooling Mode

Vacation

Vacation Mode

Fast Freezing

Fast Freezing Mode

Beverage Cooling

Beverage Cooling Mode

Party

«Party» Mode

Child Lock

Child Lock

Audible Signaling

Audible Signaling

Autonomous cold preservation

Autonomous cold preservation up to 15 hours

2

Two LED lamps «PERFECT LIGHT»

0-2°C

«Super Fresh Box» freshness compartment

Humidity-controlled

Humidity-controlled compartment

BIG BOX

Increased volume basket

Slim Space

Two «Slim Space» containers on the door

Tray for freezing

Tray for freezing

Shock-Proof Glass

Shock-Proof Glass

Increased volume of compartments

Increased volume of compartments

Magnetic insert in the seal

Magnetic insert in the seal

Reversible doors

Reversible doors

110°

Door opening angle limiters

NEW PRODUCT

CONTROL SYSTEM



- Electronic control with LED display (touch buttons)
- Electronic temperature sensors in the RC and FC
- Self-diagnostic
- Possibility of blocking display buttons
- Indication of increased temperature

COOLING SYSTEM

- **FULL NO FROST** in the RC and FC
- **SMART AIR FLOW** – multi-flow air circulation in the RC and FC

COMPONENT PARTS

Refrigerator compartment:

- Glass shelves (can be rearranged according to height)
- Folding glass shelf «Transformer Shelf» which can be rearranged according to height (when folded)
- Bottle rack
- «Super Fresh Box» freshness compartment (except XM-4619-XX9-NW, XM-4623-XX9-NW)
- Glass shelf of the freshness compartment
- «Hydro Balance Zone» fruit and vegetable drawer with divider
- Glass shelf of the «Hydro Balance Zone» drawer with humidity controller
- Hanging drawer
- Door containers (replaceable, can be rearranged according to height)
- Door lower container with limiter (cannot be rearranged according to height)
- Door small container (cannot be rearranged)
- Insert for 10 eggs



Freezer compartment:

- Standard pull-out baskets (replaceable)
- Shockproof «BIG BOX» basket (available in XM-4623-109-NW, XM-4625-109-NW)
- Tray for freezing berries (except XM-4623-109-NW, XM-4625-109-NW)
- Lower basket
- Glass shelves between FC baskets
- Two «Slim Space» containers on the door



<div>ADVANCE</div> <div>• ELECTRONIC CONTROL</div> <div>• LED DISPLAY</div> <div>• FULL NO FROST</div>	46-ND ADVANCE (COMFORT+)					
	<div><div></div><div></div><div></div><div></div><div></div><div></div><div></div><div></div><div></div><div></div><div></div><div></div><div></div><div></div><div></div><div></div><div></div><div></div><div></div><div></div><div></div><div></div><div></div><div></div><div></div><div></div><div></div><div></div><div></div><div></div><div></div><div></div><div></div><div></div><div></div><div></div><div></div><div></div><div></div><div></div><div></div><div></div><div></div><div></div><div></div><div></div><div></div><div></div><div></div><div></div><div></div><div></div><div></div><div></div><div></div><div></div><div></div><div></div><div></div><div></div><div></div><div></div><div></div><div></div><div></div><div></div><div></div><div></div><div></div><div></div><div></div><div></div><div></div><div></div><div></div><div></div><div></div><div></div><div></div><div></div><div></div><div></div><div></div><div></div><div></div><div></div><div></div><div></div><div></div><div></div><div></div><div></div><div></div><div></div><div></div><div></div><div></div><div></div><div></div><div></div><div></div><div></div><div></div><div></div><div></div><div></div><div></div><div></div><div></div><div></div><div></div><div></div><div></div><div></div><div></div><div></div><div></div><div></div><div></div><div></div><div></div><div></div><div></div><div></div><div></div><div></div><div></div><div></div><div></div><div></div><div></div><div></div><div></div><div></div><div></div><div></div><div></div><div></div><div></div><div></div><div></div><div></div><div></div><div></div><div></div><div></div><div></div><div></div><div></div><div></div><div></div><div></div><div></div><div></div><div></div><div></div><div></div><div></div><div></div><div></div><div></div><div></div><div></div><div></div><div></div><div></div><div></div><div></div><div></div><div></div><div></div><div></div><div></div><div></div><div></div><div></div><div></div><div></div><div></div><div></div><div></div><div></div><div></div><div></div><div></div><div></div><div></div><div></div><div></div><div></div><div></div><div></div><div></div><div></div><div></div><div></div><div></div><div></div><div></div><div></div><div></div><div></div><div></div><div></div><div></div><div></div><div></div><div></div><div></div><div></div><div></div><div></div><div></div><div></div><div></div><div></div><div></div><div></div><div></div><div></div><div></div><div></div><div></div><div></div><div></div><div></div><div></div><div></div><div></div><div></div><div></div><div></div><div></div><div></div><div></div><div></div><div></div><div></div><div></div><div></div><div></div><div></div><div></div><div></div><div></div><div></div><div></div><div></div><div></div><div></div><div></div><div></div><div></div><div></div><div></div><div></div><div></div><div></div><div></div><div></div><div></div><div></div><div></div><div></div><div></div><div></div><div></div><div></div><div></div><div></div><div></div><div></div><div></div><div></div><div></div><div></div><div></div><div></div><div></div><div></div><div></div><div></div><div></div><div></div><div></div><div></div><div></div><div></div><div></div><div></div><div></div><div></div><div></div><div></div><div></div><div></div><div></div><div></div><div></div><div></div><div></div><div></div><div></div><div></div><div></div><div></div><div></div><div></div><div></div><div></div><div></div><div></div><div></div><div></div><div></div><div></div><div></div><div></div><div></div><div></div><div></div><div></div><div></div><div></div><div></div><div></div><div></div><div></div><div></div><div></div><div></div><div></div><div></div><div></div><div></div><div></div><div></div><div></div><div></div><div></div><div></div><div></div><div></div><div></div><div></div><div></div><div></div><div></div><div></div><div></div><div></div><div></div><div></div><div></div><div></div><div></div><div></div><div></div><div></div><div></div><div></div><div></div><div></div><div></div><div></div><div></div><div></div><div></div><div></div><div></div><div></div><div></div><div></div><div></div><div></div><div></div><div></div><div></div><div></div><div></div><div></div><div></div><div></div><div></div><div></div><div></div><div></div><div></div><div></div><div></div><div></div><div></div><div></div><div></div><div></div><div></div><div></div><div></div><div></div><div></div><div></div><div></div><div></div><div></div><div></div><div></div><div></div><div></div><div></div><div></div><div></div><div></div><div></div><div></div><div></div><div></div><div></div><div></div><div></div><div></div><div></div><div></div><div></div><div></div><div></div><div></div><div></div><div></div><div></div><div></div><div></div><div></div><div></div><div></div><div></div><div></div><div></div><div></div><div></div><div></div><div></div><div></div><div></div><div></div><div></div><div></div><div></div><div></div><div></div><div></div><div></div><div></div><div></div><div></div><div></div><div></div><div></div><div></div><div></div><div></div><div></div><div></div><div></div><div></div><div></div><div></div><div></div><div></div><div></div><div></div><div></div><div></div><div></div><div></div><div></div><div></div><div></div><div></div><div></div><div></div><div></div><div></div><div></div><div></div><div></div><div></div><div></div><div></div><div></div><div></div><div></div><div></div><div></div><div></div><div></div><div></div><div></div><div></div><div></div><div></div><div></div><div></div><div></div><div></div><div></div><div></div><div></div><div></div><div></div><div></div><div></div><div></div><div></div><div></div><div></div><div></div><div></div><div></div><div></div><div></div><div></div><div></div><div></div><div></div><div></div><div></div><div></div><div></div><div></div><div></div><div></div><div></div><div></div><div></div><div></div><div></div><div></div><div></div><div></div><div></div><div></div><div></div><div></div><div></div><div></div><div></div><div></div><div></div><div></div><div></div><div></div><div></div><div></div><div></div><div></div><div></div><div></div><div></div><div></div><div></div><div></div><div></div><div></div><div></div><div></div><div></div><div></div><div></div><div></div><div></div><div></div><div></div><div></div><div></div><div></div><div></div><div></div><div></div><div></div><div></div><div></div><div></div><div></div><div></div><div></div><div></div><div></div><div></div><div></div><div></div><div></div><div></div><div></div><div></div><div></div><div></div><div></div><div></div><div></div><div></div><div></div><div></div><div></div><div></div><div></div><div></div><div></div><div></div><div></div><div></div><div></div><div></div><div></div><div></div><div></div><div></div><div></div><div></div><div></div><div></div><div></div><div></div><div></div><div></div><div></div><div></div><div></div><div></div><div></div><div></div><div></div><div></div><div></div><div></div><div></div><div></div><div></div><div></div><div></div><div></div><div></div><div></div><div></div><div></div><div></div><div></div><div></div><div></div><div></div><div></div><div></div><div></div><div></div><div></div><div></div><div></div><div></div><div></div><div></div><div></div><div></div><div></div><div></div><div></div><div></div><div></div><div></div><div></div><div></div><div></div><div></div><div></div><div></div><div></div><div></div><div></div><div></div><div></div><div></div><div></div><div></div><div></div><div></div><div></div><div></div><div></div><div></div><div></div><div></div><div></div><div></div><div></div><div></div><div></div><div></div><div></div><div></div><div></div><div></div><div></div><div></div><div></div><div></div><div></div><div></div><div></div><div></div><div></div><div></div><div></div><div></div><div></div><div></div><div></div><div></div><div></div><div></div><div></div><div></div><div></div><div></div><div></div><div></div><div></div><div></div><div></div><div></div><div></div><div></div><div></div><div></div><div></div><div></div><div></div><div></div><div></div><div></div><div></div><div></div><div></div><div></div><div></div><div></div><div></div><div></div><div></div><div></div><div></div><div></div><div></div><div></div><div></div><div></div><div></div><div></div><div></div><div></div><div></div><div></div><div></div><div></div><div></div><div></div><div></div><div></div><div></div><div></div><div></div><div></div><div></div><div></div><div></div><div></div><div></div><div></div><div></div><div></div><div></div><div></div><div></div><div></div><div></div><div></div><div></div><div></div><div></div><div></div><div></div><div></div><div></div><div></div><div></div><div></div><div></div><div></div><div></div><div></div><div></div><div></div><div></div><div></div><div></div><div></div><div></div><div></div><div></div><div></div><div></div><div></div><div></div><div></div><div></div><div></div><div></div><div></div><div></div><div></div><div></div><div></div><div></div><div></div><div></div><div></div><div></div><div></div><div></div><div></div><div></div><div></div><div></div><div></div><div></div><div></div><div></div><div></div><div></div><div></div><div></div><div></div><div></div><div></div><div></div><div></div><div></div><div></div><div></div><div></div><div></div><div></div><div></div><div></div><div></div><div></div><div></div><div></div><div></div><div></div><div></div><div></div><div></div><div></div><div></div><div></div><div></div><div></div><div></div><div></div><div></div><div></div><div></div><div></div><div></div><div></div><div></div><div></div><div></div><div></div><div></div><div></div><div></div><div></div><div></div><div></div><div></div><div></div><div></div><div></div><div></div><div></div><div></div><div></div><div></div><div></div><div></div><div></div><div></div><div></div><div></div><div></div><div></div><div></div><div></div><div></div><div></div><div></div><div></div><div></div><div></div><div></div><div></div><div></div><div></div><div></div><div></div><div></div><div></div><div></div><div></div><div></div><div></div><div></div><div></div><div></div><div></div><div></div><div></div><div></div><div></div><div></div><div></div><div></div><div></div><div></div><div></div><div></div><div></div><div></div><div></div><div></div><div></div><div></div><div></div><div></div><div></div><div></div><div></div><div></div><div></div><div></div><div></div><div></div><div></div><div></div><div></div><div></div><div></div><div></div><div></div><div></div><div></div><div></div><div></div><div></div><div></div><div></div><div></div><div></div><div></div><div></div><div></div><div></div><div></div><div></div><div></div><div></div><div></div><div></div><div></div><div></div><div></div><div></div><div></div><div></div><div></div><div></div><div></div><div></div><div></div><div></div><div></div><div></div><div></div><div></div><div></div><div></div><div></div><div></div><div></div><div></div><div></div><div></div><div></div><div></div><div></div><div></div><div></div><div></div><div></div><div></div><div></div><div></div><div></div><div></div><div></div><div></div><div></div><div></div><div></div><div></div><div></div><div></div><div></div><div></div><div></div><div></div><div></div><div></div><div></div><div></div><div></div><div></div><div></div><div></div><div></div><div></div><div></div><div></div><div></div><div></div><div></div><div></div><div></div><div></div><div></div><div></div><div></div><div></div><div></div><div></div><div></div><div></div><div></div><div></div><div></div><div></div><div></div><div></div><div></div><div></div><div></div><div></div><div></div><div></div><div></div><div></div><div></div><div></div><div></div><div></div><div></div><div></div><div></div><div></div><div></div><div></div><div></div><div></div><div></div><div></div><div></div><div></div><div></div><div></div><div></div><div></div><div></div><div></div><div></div><div></div><div></div><div></div><div></div><div></div><div></div><div></div><div></div><div></div><div></div><div></div><div></div><div></div><div></div><div></div><div></div><div></div><div></div><div></div><div></div><div></div><div></div><div></div><div></div><div></div>&lt;</div>					

18 \* SN – moderate extended – from +10 °C to +32 °C. N – moderate – from +16 °C to +32 °C. ST – subtropical – from +16 °C to +38 °C.

<div> <div>46-NL ADVANCE</div> <div>  </div> <div>-1X1 design</div> </div>				<div> <div>СЕРИЯ 46-NW ADVANCE</div> <div>  </div> <div>-1X9 design</div> </div>					
XM-4621-NL	XM-4624-NL	XM-4625-NL	XM-4626-NL	XM-4619-NW	XM-4621-NW	XM-4623-NW	XM-4624-NW	XM-4625-NW	XM-4626-NW
343	368	381	393	318	343	356	368	381	393
1868x595x660	1968x595x660	2068x595x660	2068x595x660	1768x595x660	1868x595x660	1968x595x660	1968x595x660	2068x595x660	2068x595x660
75	77	80	80	73	77	78	79	83	82
Full No Frost				Full No Frost					
1	1	1	1	1	1	1	1	1	1
+	+	+	+	+	+	+	+	+	+
–	–	–	–	+	+	+	+	+	+
+	+	+	+	+	+	+	+	+	+
–	–	–	–	+	+	+	+	+	+
289	298	318	305	280	289	309	298	318	305
A+	A+	A+	A+	A+	A+	A+	A+	A+	A+
42	42	42	42	42	42	42	42	42	42
SN, N, ST				SN, N, ST					
+	+	+	+	+	+	+	+	+	+
–	–	–	–	–	–	–	–	–	–
+	+	+	+	+	+	+	+	+	+
222	247	222	272	197	222	197	247	222	272
+ (automatic shutdown after 6 hours)				+ (automatic shutdown after 6 hours)					
–	–	–	–	+	+	+	+	+	+
+	+	+	+	+	+	+	+	+	+
+ (with the door open for more than 60 seconds, with the ability to turn off)				+ (with the door open for more than 60 seconds, with the ability to turn off)					
–	–	–	–	1	1	1	1	1	1
2	2	2	2	1	1	1	2	2	2
1	1	1	1	–	1	–	1	1	1
+	+	+	+	–	+	–	+	+	+
1 glass shelf with humidity controller				1 glass shelf with humidity controller					
1 drawer with divider				1 drawer with divider					
–	–	–	–	1	1	1	1	1	1
–	–	–	–	1	1	1	1	1	1
2	2	2	3	2	2	2	2	2	3
1 (without bottle limiter)				1 (with bottle limiter)					
1	1	1	1	1	1	1	1	1	1
+ (1 LED lamp)				2 LED lights with «PERFECT LIGHT» soft-start system					
121	121	159	121	121	121	159	121	159	121
4 (including tray for berries)	4 (including tray for berries)	4 (including «BIG BOX»)	4 (including tray for berries)	4 (including tray for berries)	4 (including tray for berries)	4 (including «BIG BOX»)	4 (including tray for berries)	4 (including «BIG BOX»)	4 (including tray for berries)
2	2	2	2	2	2	2	2	2	2
-18	-18	-18	-18	-18	-18	-18	-18	-18	-18
+ (automatic shutdown after 50 hours)				+ (automatic shutdown after 50 hours)					
–	–	–	–	+	+	+	+	+	+
10	10	10	10	10	10	10	10	10	10
15	15	12	15	15	15	12	15	12	15
White Silver Stainless steel imitation				White Silver	White Silver	White Stainless steel imitation Metallic black Silver			

19

# ADVANCE

- ELECTRONIC CONTROL WITHOUT LED DISPLAY
- STATIC COOLING SYSTEM

In 16, 36, 43, 46 mini, 46 maxi, 66 series of ADVANCE line with electronic control without display, a static cooling system is provided using the principle of natural air circulation in the RC and FC. Natural humidity is optimal for food storage. The system prevents the formation of frost on the rear wall of the compartment.

## INTERNAL DESIGN



Folding glass shelf «Transformer Shelf» which can be rearranged according to height when folded (in series 43)



«Super Fresh Box» freshness compartment for storing meat or fish products\*



Bottle rack (in 16, 46 maxi, 66 series)



Hanging drawer, can be moved along the shelf (in 16, 46 maxi, 66 series)



Vegetable/fruit drawer with divider (in 46 mini, 46 maxi, 66 series)



Replaceable containers that can be rearranged according to height



The limiter in the door lower container tightly presses tall bottles or other vessels (in 16, 46 maxi, 66 series)



Humidity controller in the shelf above the «Hydro Balance Zone» drawer (in 16, 36, 43 series)

\* Included in delivery depending on refrigerator model

Internal design of 16, 36, 43, 46 mini, 46 maxi, 66 series of ADVANCE line is designed for those who like to use space rationally, it is made in a geometric style with a large list of comfort elements.

46 mini, 46 maxi, 66



\* Container with divider for fruits and vegetables  
\*\* Included in delivery depending on refrigerator model

16, 36, 43



\*\*\* «Hydro Balance Zone» drawer without a divider for fruits and vegetables, with a humidity controller in the shelf above the drawer

Proper organization of the internal space of the MO also allows you to leave all placed products in sight.



Two «Slim Space» containers on the door for storing small packages of butter or dough (in 46 mini, 46 maxi, 66 series)



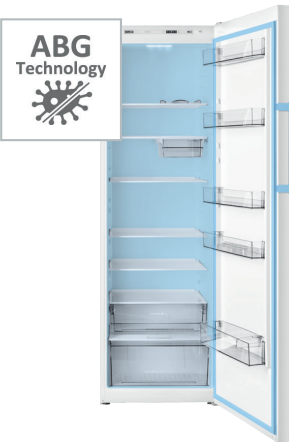
Pull-out plastic baskets with transparent panels for improved visibility (in 43, 46 mini и 46 maxi, 66 series)



Tray for freezing berries and other small products (in 46 mini и 46 maxi series)

## ABG TECHNOLOGY

ABG Technology is a specially selected active antibacterial additive (BIO), which can be used in the manufacture of seals, inner walls, and handles of refrigerators. Antibacterial substances instantly kill bacteria and prevent their spread.



16 ADVANCE – INCREASED COMPARTMENT VOLUME

Refrigerators of the 16 series of ADVANCE line allow you to rationally place food in the internal space of the refrigerator. These are modern ATLANT household appliances, which implement a number of technical solutions that allow you to economically and comfortably preserve the nutritional properties of products.



ONE-CHAMBER REFRIGERATORS (WITHOUT FC)

X-1601  
X-1602



CONTROL SYSTEM



- Touch Control panel
- Electronic control without display (electronic thermostat)
- Electronic temperature sensor is installed in the RC
- Self-diagnostic

COOLING SYSTEM

- Static system (automatic defrosting system for the RC evaporator)

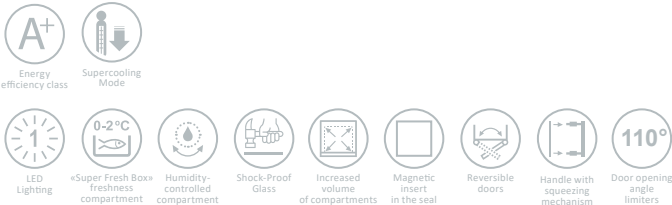
COMPONENT PARTS

- Glass shelves (can be rearranged according to height)
- Bottle rack
- «Super Fresh Box» freshness compartment and glass shelf of the freshness compartment (in X-1602 model)
- «Hydro Balance Zone» fruit and vegetable drawer without divider
- Glass shelf of the «Hydro Balance Zone» drawer with humidity controller
- Hanging drawer
- Door containers (replaceable, can be rearranged according to height)
- Door lower container with bottle limiter (cannot be rearranged)
- Insert for 10 eggs

SERIES FEATURES

- Model X-1602:
  - available with door pull handle with «Easy Open Technology» squeezing mechanism;
  - can be an addition to M-7606-1X2-N\* freezer in SIDE-BY-SIDE combination
- Model X-1601:
  - available only in white design;
  - door pull handle has no squeezing mechanism

\* Model number explanation – on p. 82





36 ADVANCE – UPPER FREEZER COMPARTMENT

HIGHER IF NEEDED

Refrigerators of the 36 series of ADVANCE line have convenient placement of compartments – for those who often need to bend over to get a frozen product, the FC is located on top.



TWO-CHAMBER REFRIGERATORS (WITH UPPER FC)

NEW PRODUCT

XM-3608  
XM-3635



CONTROL SYSTEM



- Touch Control panel
- Electronic control without display (electronic thermostat)
- Electronic temperature sensor is installed in the RC
- Self-diagnostic

COOLING SYSTEM

- Static system (automatic defrosting system for the RC evaporator)

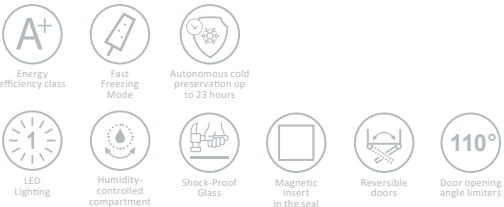
COMPONENT PARTS

Refrigerator compartment:

- Glass shelves (can be rearranged according to height)
- Fruit and vegetable drawer (without divider)
- Glass shelf of the fruit and vegetable drawer (with humidity controller)
- Door containers (replaceable, can be rearranged according to height)
- Door lower container without bottle limiter (cannot be rearranged)
- Insert for 10 eggs

Freezer compartment:

- Glass shelf (can be rearranged according to height)



43 ADVANCE – NARROW BUILT-IN REFRIGERATORS

YOUR INVISIBLE ASSISTANT

Narrow built-in refrigerator XM-4319-101 of ADVANCE line will easily fit into the interior of any kitchen and will not attract much attention, because it will be completely hidden in the kitchen unit.



TWO-CHAMBER BUILT-IN REFRIGERATOR

NEW PRODUCT

XM-4319-101



CONTROL SYSTEM



- Touch Control panel
- Electronic control without display (electronic thermostat)
- Electronic temperature sensor is installed in the RC
- Self-diagnostic

COOLING SYSTEM

- Static system (automatic defrosting system for the RC evaporator)

COMPONENT PARTS

Refrigerator compartment:

- Glass shelves (can be rearranged according to height)
- Folding glass shelf «Transformer Shelf» (can be rearranged according to height)
- «Super Fresh Box» freshness compartment
- Glass shelf of the freshness compartment
- «Hydro Balance Zone» fruit and vegetable drawer without divider
- Glass shelf of the «Hydro Balance Zone» drawer with humidity controller
- Door containers (replaceable, can be rearranged according to height)
- Door lower container (cannot be rearranged)
- Insert for 10 eggs

Freezer compartment:

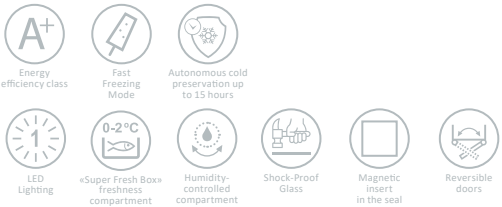
- Standard pull-out baskets (replaceable)
- Lower basket

Mounting kit for recessed installation:

- Installation kit is included in delivery set
- Installation can be performed by service representatives and is subject to a fee

SERIES FEATURES


- Fastening to furniture
- Reversible doors



# 46 ADVANCE (MINI) – 1420-1768 MM HIGH

## COST EFFECTIVE, COMPACT AND MOBILE

Low refrigerators of 46 series of ADVANCE line (MINI) combine three remarkable qualities: low price, the ability to fit into any interior with a large number of cabinets and mezzanines, and ease of movement.



## TWO-CHAMBER REFRIGERATOR

NEW PRODUCT

**XM-4608 XM-4610 XM-4612**  
**XM-4609 XM-4611 XM-4613**



White

### CONTROL SYSTEM



- Touch Control panel
- Electronic control without display (electronic thermostat)
- Electronic temperature sensor is installed in the RC
- Self-diagnostic

### COOLING SYSTEM

- Static system (automatic defrosting system for the RC evaporator)

### COMPONENT PARTS

#### Refrigerator compartment:

- Glass shelves (can be rearranged according to height)
- «Super Fresh Box» freshness compartment and a glass shelf of the freshness compartment (in XM-4611-101 and XM-4613-101 models)
- Fruit and vegetable drawer (with divider)
- Glass shelf of the fruit and vegetable drawer (without humidity controller)
- Door containers (replaceable, can be rearranged according to height)
- Door lower container without bottle limiter (cannot be rearranged)
- Insert for 10 eggs

#### Freezer compartment:

- Standard pull-out baskets (replaceable)
- Lower basket
- Tray (for freezing berries or other small products)
- Two «Slim Space» containers on the door



Energy efficiency class



Fast Freezing Mode



Autonomous cold preservation up to 20 hours



LED Lighting



«Super Fresh Box» freshness compartment



Two «Slim Space» containers on the door



Tray for freezing



Shock-Proof Glass



Magnetic insert in the seal



Reversible doors




Door opening angle limiters



46 ADVANCE (MAXI) – SPACIOUS REFRIGERATORS


KEEP PRODUCTS FRESH FOR A LONG TIME

Two-chamber refrigerators of 46 series of ADVANCE (MAXI) line are the ideal choice for your kitchen. They have a stylish design, are equipped with a large range of components for storing food and provide reliability and ease of use. The simplicity and efficiency of these refrigerators provide everything you need for long-term food storage.



TWO-CHAMBER REFRIGERATOR

<b>XM-4619</b>	<b>XM-4623</b>	<b>XM-4625</b>
<b>XM-4621</b>	<b>XM-4624</b>	<b>XM-4626</b>



CONTROL SYSTEM



- Touch Control panel
- Electronic control without display (electronic thermostat)
- Electronic temperature sensor is installed in the RC
- Self-diagnostic

COOLING SYSTEM

- Static system (automatic defrosting system for the RC evaporator)

COMPONENT PARTS

Refrigerator compartment:

- Glass shelves (can be rearranged according to height)
- Bottle rack
- «Super Fresh Box» freshness compartment (available in all models except XM-4619 and XM-4623)
- Glass shelf of the freshness compartment
- Fruit and vegetable drawer (with divider)
- Glass shelf of the fruit and vegetable drawer (without humidity controller)
- Hanging drawer
- Door containers (replaceable, can be rearranged according to height)
- Door lower container with bottle limiter (cannot be rearranged)
- Insert for 10 eggs

Freezer compartment:

- Standard pull-out baskets (replaceable)
- Lower basket
- Tray (for freezing berries or other small products)
- Two «Slim Space» containers on the door
- The FC in XM-4623 and XM-4625 has an increased volume and is equipped with five compartments



66 ADVANCE — SERIES WITH TWO COMPRESSORS

The 66 ADVANCE series with two compressors and static defrost offers unrivalled advantages. Thanks to its two independent compressors, this refrigerator provides optimal storage conditions, keeping food fresh and flavourful for a long time.If necessary, one of the compartments can be switched off and the other will operate in the preset mode.




TWO-CHAMBER REFRIGERATOR

NEW PRODUCT

**XM-6619 XM-6624**  
**XM-6621 XM-6625**  
**XM-6623 XM-6626**



CONTROL SYSTEM



- Touch Control panel
- Electronic control without display (electronic thermostat)
- Electronic temperature sensors in the RC and FC
- Self-diagnostic

COOLING SYSTEM

- Static system (automatic defrosting system for the RC evaporator)

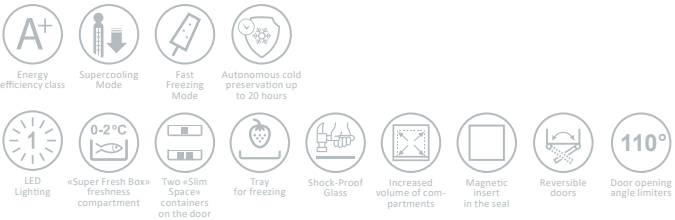

COMPONENT PARTS





Refrigerator compartment:

- Glass shelves (can be rearranged according to height)
- Bottle rack
- «Super Fresh Box» freshness compartment (available in all models except XM-6619-1X9 и XM-6623-1X9)
- Glass shelf of the freshness compartment
- Fruit and vegetable drawer (with divider)
- Glass shelf of the fruit and vegetable drawer (without humidity controller)
- Hanging drawer
- Door containers (replaceable, can be rearranged according to height)
- Door lower container with bottle limiter (cannot be rearranged)
- Insert for 10 eggs

Freezer compartment:

- Standard pull-out baskets (replaceable)
- Lower basket
- Tray (for freezing berries or other small products)
- Two «Slim Space» containers on the door
- The FC in XM-6623 and XM-6625 has an increased volume and is equipped with five compartments



ADVANCE	16 ADVANCE (ONE-CHAMBER, WITHOUT FC)		36 ADVANCE (WITH UPPER FC)		43 ADVANCE (BUILT-IN)	46 ADVANCE (MINI)				46 ADVANCE (MAXI)								66 ADVANCE (TWO COMPRESSORS)						
																								
	-1X0 design		-1X9 design		-101 design	-1X1 design				-1X1 design								-1X9 design						
MAIN FEATURES	X-1601	X-1602	XM-3608	XM-3635	XM-4319	XM-4608	XM-4609	XM-4610	XM-4611	XM-4612	XM-4613	XM-4619	XM-4621	XM-4623	XM-4624	XM-4625	XM-4626	XM-6619	XM-6621	XM-6623	XM-6624	XM-6625	XM-6626	
Total volume, l	348	371	226	274	254	241	275	281	298	315	321	315	338	355	361	378	384	315	338	355	361	378	384	
Dimensions: HxWxD, mm	1768x595x629	1868x595x629	1450x595x629	1668x595x629	1785x540x557	1420x595x629	1568x595x629	1620x595x629	1668x595x629	1768x595x629	1768x595x629	1768x595x629	1868x595x629	1968x595x629	1968x595x629	2068x595x629	2068x595x629	1768x595x627	1868x595x627	1968x595x627	1968x595x627	2068x595x627	2068x595x627	
Net weight, kg	62	65	55	61	62	55	59	61	63	64	64	67	69	72	72	76	74	78	80	82	82	84	84	
Cooling system	Static system		Static system		Static system	Static system				Static system		Static system					Static system							
Number of compressors	1		1		1	1				1		1					2							
Electronic control (without display)	+		+		+	+				+		+					+							
Self-diagnostic	+		+		+	+				+		+					+							
Energy consumption, kW-h/year	143	146	242	261	267	241	253	271	261	284	269	284	292	314	300	323	308	298	307	332	316	340	325	
Energy efficiency class	A+		A+		A+	A+				A+		A+					A+							
Sound power level, dB	39		39		39	39				39		39					40							
Climate classes*	SN, N, ST, T		N, ST, T		N, ST	N, ST				N, ST		N, ST					SN, N, ST, T							
Reversible doors	+		+		+ (+ installation kit)		+			+		+					+							
Handle with squeezing mechanism	–	+	–	–	–	–	–	–	–	–	–	–	–	–	–	–	–	–	–	–	–	–	–	
Door opening angle limiters (110°)	+		+		–	+				+		+					+							
REFRIGERATOR COMPARTMENT (RC)																								
RC total volume, l	348	371	162	210	176	149	183	149	206	183	229	183	206	183	229	206	252	183	206	183	229	206	252	
Supercooling mode	+ (auto shutdown after 6 hours)		–		–	–				–		–					+ (automatic shutdown after 6 hours)							
Audible signaling	–		–		–	–				–		–					–							
Glass shelf (can be rearranged), pcs.	5		2	3	1	2				2		2					2	2	2	2	2	2	2	
Folding glass shelf, pcs.	–		–		1	–				–		–					–							
Bottle rack, pcs.	1		–		–	–				–		1					1							
Glass shelf of the freshness compartment, pcs.	–	1	–	–	1	–	–	–	1	–	1	–	1	–	1	1	1	–	1	–	1	1	1	
«Super Fresh Box» freshness compartment	–	+	–	–	+	–	–	–	+	–	+	–	+	–	+	+	+	–	+	–	+	+	+	
Glass shelf above drawer for vegetables and fruits, pcs.	1 (with humidity controller)		1 (with humidity controller)		1 (with humidity controller)	1 (without humidity controller)				1 (without humidity controller)		1 (without humidity controller)					1 (without humidity controller)							
Drawer for vegetables and fruits, pcs.	1 («Hydro Balance Zone» without divider)		1 (drawer without divider)		1 («Hydro Balance Zone» without divider)	1 (drawer with divider)				1 (drawer with divider)		1 (drawer with divider)					1 (drawer with divider)							
Hanging drawer, pcs.	1		–		–	–				–		1					1							
Replaceable door containers, pcs.	4		1	2	2	2	2	2	3	2	3	2	3	2	3	3	4	2	3	2	3	3	4	
Door lower container, pcs.	1 (with bottle limiter)		1 (without limiter)		1 (without limiter)	1 (without bottle limiter)				1 (without limiter)		1 (with bottle limiter)					1 (with bottle limiter)							
LED lighting	+ (1 LED lamp)		+ (1 LED lamp)		+ (1 LED lamp)	+ (1 LED lamp)				+ (1 LED lamp)		+ (1 LED lamp)					+ (1 LED lamp)							
FREEZER COMPARTMENT (FC)																								
FC total volume, l	–		64		78	92	92	132	92	132	92	132	132	172	132	172	132	132	132	172	132	172	132	
Number of compartments in the FC	–		1 (in FC glass shelf is repositionable)		3	3 (including tray for berries)	3 (including tray for berries)	4 (including tray for berries)	3 (including tray for berries)	4 (including tray for berries)	4 (including tray for berries)	5 (including tray for berries)	4 (including tray for berries)	5 (including tray for berries)	4 (including tray for berries)	5 (including tray for berries)	4 (including tray for berries)	4 (including tray for berries)	5 (including tray for berries)	4 (including tray for berries)	5 (including tray for berries)	4 (including tray for berries)		
«Slim Space» containers, pcs.	–		–		–	2				2		2					2							
Storage temperature of frozen food products, °C, not higher	–		-18		-18	-18				-18		-18					-18							
Fast freezing mode	–		+ (automatic shutdown after 52±1.5 h)		+ (automatic shutdown after 55±5 h)	+ (automatic shutdown after 55±5 h)				+ (automatic shutdown after 55±5 h)		+ (automatic shutdown after 55±5 h)					+ (automatic shutdown after 55±5 h)							
Freezing capacity, kg/day	–		3,5		4	3,8	3,8	5,5	3,8	5,5	3,8	5,5	5,5	7,2	5,5	7,2	5,5	12	12	14	12	14	12	
Time for temperature rise from minus 18 °C to minus 9 °C during a power outage, h	–		23		15	20				20		20					20							
COLORS																								
Color	White	White Stainless steel imitation Metallic black Anthracite Silver	White	White Silver	White	White				White	White Silver	White Stainless steel imitation Metallic black	White Stainless steel imitation Metallic black Anthracite Silver	White Stainless steel imitation Metallic black	White	White Silver	White Stainless steel imitation Metallic black Silver	White Silver	White Stainless steel imitation Metallic black Silver	White Silver	White Silver	White Silver		

\* SN – moderate extended – from +10 °C to +32 °C. N – moderate – from +16 °C to +32 °C. ST – subtropical – from +16 °C to +38 °C. T – tropical – from +16 °C to +43 °C.

# SOFT LINE

- ELECTROMECHANICAL CONTROL
- STATIC COOLING SYSTEM

## 58 SOFT LINE

One-chamber refrigerator MX-5810 of SOFT LINE line can be a profitable purchase when a freezer compartment is not required.

### ONE-CHAMBER REFRIGERATOR (WITHOUT FC)

#### MX-5810



White



Energy efficiency classes



LED Lighting



Two drawers for vegetables or fruits



Shock-Proof Glass



Magnetic insert in the seal



Reversible doors

#### CONTROL SYSTEM



- Electromechanical control (electromechanical thermostat)

#### COOLING SYSTEM

- Static system (automatic defrosting system for the RC evaporator)


#### COMPONENT PARTS

- Glass shelves (can be rearranged according to height)
- Bottom glass shelf above the fruit and vegetable drawer
- Two drawers for vegetables, fruits
- Barrier shelves (can be rearranged according to height)
- Door lower container with limiter (can be rearranged according to height)

#### SERIES FEATURES

- MX-5810-78 model is produced with energy efficiency class A+.

SOFT LINE line with electromechanical control has a static cooling system using the principle of natural air circulation. Natural humidity is optimal for food storage. The system prevents the formation of frost on the rear wall of the compartment.



## 28 SOFT LINE

One-chamber refrigerators ATLANT of 28 SOFT LINE series with built-in FC have high consumer properties close to the capabilities of two-chamber refrigerators.

### ONE-CHAMBER REFRIGERATOR (WITH BUILT-IN FC)

#### MX-2822

#### MX-2823



White



Energy efficiency class



Autonomous cold preservation up to 12 hours



LED Lighting



Two drawers for vegetables or fruits



Shock-Proof Glass



Magnetic insert in the seal

#### CONTROL SYSTEM



- Electromechanical control (electromechanical thermostat)

#### COOLING SYSTEM

- Static system (automatic defrosting system for the RC evaporator)

#### COMPONENT PARTS

##### Refrigerator compartment:

- Glass shelves (can be rearranged according to height)
- Bottom glass shelf above the fruit and vegetable drawers
- Two fruit and vegetable drawers
- Barrier shelves (can be rearranged according to height)
- Door lower container with limiter (can be rearranged according to height)
- Insert for 10 eggs

##### Freezer compartment:

- Internal door
- Without shelves

#### SERIES FEATURES

- The FC is located inside the RC and has its own tight-fitting door with a latching mechanism
- LED lamp is located on the side wall of the RC
- The door is not reversible
- MX-2822 – the lowest model (height – 1310 mm)

28+ SOFT LINE

TWO-CHAMBER REFRIGERATORS (WITH UPPER FC)

- MXM-2808
- MXM-2826
- MXM-2835



CONTROL SYSTEM



- Electromechanical control (electromechanical thermostat)

COOLING SYSTEM

- Static system (automatic defrosting system for the RC evaporator)

COMPONENT PARTS

Refrigerator compartment:

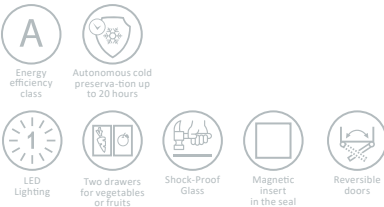
- Glass shelves (can be rearranged according to height)
- Bottom glass shelf above the fruit and vegetable drawers
- Two fruit and vegetable drawers
- Barrier shelves (can be rearranged according to height)
- Door lower container with limiter (can be rearranged according to height)
- Insert for 10 eggs

Freezer compartment:

- Rod-shaped metal shelf (can be rearranged according to height)

SERIES FEATURES

- LED lamp is located on the side wall of the RC



40 SOFT LINE

TWO-CHAMBER REFRIGERATORS

- XM-4008    XM-4011
- XM-4009    XM-4012
- XM-4010    XM-4013



CONTROL SYSTEM



- Electromechanical control (electromechanical thermostat)

COOLING SYSTEM

- Static system (automatic defrosting system for the RC evaporator)

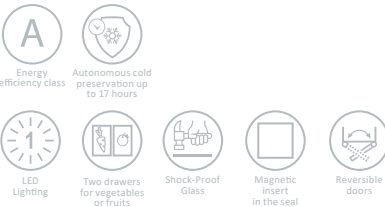
COMPONENT PARTS

Refrigerator compartment:

- Glass shelves (can be rearranged according to height)
- Bottom glass shelf above the fruit and vegetable drawers
- Two fruit and vegetable drawers
- Barrier shelves (can be rearranged according to height)
- Door lower container with limiter (cannot be rearranged)
- Insert for 10 eggs

Freezer compartment:

- Standard pull-out baskets (replaceable)
- Lower basket



40+ SOFT LINE

TWO-CHAMBER REFRIGERATORS

**XM-4021    XM-4025**  
**XM-4023    XM-4026**  
**XM-4024**



White

A

Energy efficiency class

Autonomous cold preservation up to 17 hours

1

LED Lighting

Two drawers for vegetables or fruits

Shock-Proof Glass

Increased volume of compartments

Magnetic insert in the seal

Reversible doors

CONTROL SYSTEM



- Electromechanical control (electromechanical thermostat)

COOLING SYSTEM

- Static system (automatic defrosting system for the RC evaporator)

COMPONENT PARTS

Refrigerator compartment:

- Glass shelves (can be rearranged according to height)
- Bottom glass shelf above the fruit and vegetable drawers
- Two fruit and vegetable drawers
- Barrier shelves (can be rearranged according to height)
- Door lower container with limiter (cannot be rearranged)
- Insert for 10 eggs

Freezer compartment:

- Standard pull-out baskets (replaceable)
- Lower basket

SERIES FEATURES

- RC in XM-4023 and XM-4025 models has an increased volume and is equipped with four baskets

42 SOFT LINE (COMPACT) – NARROW REFRIGERATORS

TWO-CHAMBER REFRIGERATORS

**XM-4208    XM-4210**  
**XM-4209    XM-4214**



White

A

Energy efficiency class

Autonomous cold preservation up to 16 hours

1

LED Lighting

Shock-Proof Glass

Magnetic insert in the seal

Reversible doors

CONTROL SYSTEM



- Electromechanical control (electromechanical thermostat)

COOLING SYSTEM

- Static system (automatic defrosting system for the RC evaporator)

COMPONENT PARTS

Refrigerator compartment:

- Glass shelves (can be rearranged according to height)
- Bottom glass shelf above the fruit and vegetable drawers
- Fruit and vegetable drawer (full width of the RC)
- Barrier shelves (can be rearranged according to height)
- Door containers (can be rearranged according to height)
- Door lower container (high, without limiter, cannot be rearranged)
- Insert for 10 eggs

Freezer compartment:

- Standard pull-out baskets (replaceable)
- Lower basket




60 SOFT LINE – TWO COMPRESSOR SERIES

Two-compressor refrigerators of 60 series of SOFT LINE line ensure autonomous operation of each compressor with the ability to turn off one, for example, for cleaning. Besides, the temperature is regulated in each compartment separately. This allows you to reduce energy consumption by operating the compressor at optimal power.



TWO-CHAMBER REFRIGERATORS

**XM-6021**    **XM-6024**    **XM-6026**  
**XM-6023**    **XM-6025**







- CONTROL SYSTEM**
- Electromechanical control (electromechanical thermostat)
  - Key switch, quick freezing mode can be turned on and off manually (designs: -031 (white) and -0X0)

- COOLING SYSTEM**
- Static system (automatic defrosting system for the RC evaporator)




- COMPONENT PARTS**
- Refrigerator compartment:**
- Glass shelves (can be rearranged according to height)
  - Bottom glass shelf above the fruit and vegetable drawers
  - Bottle rack (except XM-6023)
  - Two fruit and vegetable drawers
  - Fruit and vegetable drawer (full width of the RC)
  - Barrier shelves (can be rearranged according to height)
  - Door lower container with limiter (cannot be rearranged)
  - Insert for 10 eggs
- Freezer compartment:**
- Standard pull-out baskets (replaceable)
  - Lower basket

- SERIES FEATURES**
- Two compressors provide:
    - autonomous temperature setting in the RC and FC;
    - if necessary, one of the compartments can be turned off, the second will operate in the specified mode;
    - increased freezing power in the FC\*;
    - longevity of operation (each compressor works only for its own compartment)\*
  - RC in XM-6023 and XM-6025 has an increased volume and is equipped with four baskets

\*Compared to one-compressor refrigerators

<div>SOFT LINE</div> <div><div>• ELECTROMECHANICAL CONTROL</div><div>• STATIC COOLING SYSTEM</div></div>	58 SOFT LINE (ONE-CHAMBER, WITHOUT FC)  -62 (A), -78 (A+) design		28 SOFT LINE (ONE-CHAMBER, WITH BUILT-IN FC)  -80 design		28+ SOFT LINE  -90 (White), -08 (Silver) design		40 SOFT LINE  -022 (A), -0X0 (A) design											
	MX-5810		MX-2822	MX-2823	MXM-2808	MXM-2826	MXM-2835	XM-4008	XM-4009	XM-4010	XM-4011	XM-4012	XM-4013					
	Total volume, l		285	220	260	263	293	280	244	281	283	306	320	328				
Dimensions: HxWxD, mm		1500x600x615		1310x600x615	1500x600x615		1540x600x645	1670x600x645	1630x600x645		1420x600x625	1570x600x625	1610x600x625	1670x600x625	1760x600x625	1760x600x625		
Net weight, kg		50		47	53		55	59	57		51	57	56	57	61	60		
Cooling system		Static		Static		Static		Static										
Number of compressors		1		1		1	1	1	1									
Electromechanical control		+		+		+	+	+	+									
Self-diagnostic		–		–		–	–	–	–									
Energy consumption, kW-h/year		174	132	268	286		315	330	332		293	309	328	320	344	329		
Energy efficiency class		A	A+	A		A		A										
Corrected sound power level, dB		41		41		41		39										
Climate classes*		SN, N, ST		N		SN, N, ST		N										
Reversible doors		+		–		+	+	+	+									
REFRIGERATOR COMPARTMENT (RC)																		
RC total volume, l		285		190	230		210	240	210		168	205	168	230	205	252		
Audible signaling		–		–	–		–	–	–		–	–	–	–	–	–		
Glass shelf (can be rearranged), pcs.		4		2	3		3	4	3		2	3	2	3	2	3		
Bottle rack, pcs.		–		–	–		–	–	–		–	–	–	–	–	–		
Glass shelf above drawer for vegetables and fruits, pcs.		1		1	1		1	1	1		1	1	1	1	1	1		
Drawer for vegetables, fruits, pcs.		2		2	2		2	2	2		2	2	2	2	2	2		
Door barrier shelf, pcs.		5		5	6**		6		4							5	6	
Replaceable door containers, pcs.		–		–	–		–	–	–		–	–	–	–	–	–		
Door lower container, pcs.		1 (with limiter)		1 (with limiter)	2 (with limiters)**		1 (with limiter)		1 (with limiter)							1 (with limiter)	1 (with limiter)	
LED lighting		+ (1 LED lamp)		+ (1 LED lamp)		+ (1 LED lamp)		+ (1 LED lamp)								+ (1 LED lamp)		+
FREEZER COMPARTMENT (FC)																		
FC total volume, l		–		30	30		53	53	70		76	76	115	76	115	76		
Number of compartments in the FC		–		1	1		1	1	1		2	2	3	2	3	2		
Storage temperature of frozen food products, °C, not higher		–		-18	-18		-18	-18	-18		-18	-18	-18	-18	-18	-18		
Fast freezing mode		–		–	–		–	–	–		–	–	–	–	–	–		
Freezing capacity, kg/day		–		2,0	2,0		3,5	3,5	4,5		3	3	4,6	3	4,6	3		
Time for temperature rise from minus 18 °C to minus 9 °C during a power outage, h		–		12	12		20	20	20		17	17	17	17	17	17		
COLORS																		
Color		White		White		White	White	White Silver	White				White		White Silver	White		



<div>SOFT LINE</div> <div><div>ELECTROMECHANICAL CONTROL</div><div>STATIC COOLING SYSTEM</div></div>	<div>40+ SOFT LINE</div> <div></div> <div>-000 design</div>					<div>42 SOFT LINE (COMPACT)</div> <div></div> <div>-000 design</div>				<div>60 SOFT LINE</div> <div></div> <div>-031 (A), -0X0 (A) design</div>					
	MAIN FEATURES	XM-4021	XM-4023	XM-4024	XM-4025	XM-4026	XM-4208	XM-4209	XM-4210	XM-4214	XM-6021	XM-6023	XM-6024	XM-6025	XM-6026
	Total volume, l	345	359	367	384	393	185	221	212	248	345	359	367	384	393
Dimensions: HxWxD, mm	1860x600x630	1950x600x630	1950x600x630	2050x600x630	2050x600x630	1425x545x572	1615x545x572	1615x545x572	1805x545x572	1860x600x630	1950x600x630	1950x600x630	2050x600x630	2050x600x630	
Net weight, kg	65	68	68	68	70	50	55	55	58	74	76	80	80	80	
Cooling system	Static					Static				Static					
Number of compressors	1	1	1	1	1	1	1	1	1	2	2	2	2	2	
Electromechanical control	+	+	+	+	+	+	+	+	+	+	+	+	+	+	
Self-diagnostic	–	–	–	–	–	–	–	–	–	–	–	–	–	–	
Energy consumption, kW-h/year	355	379	364	390	375	260	276	283	299	374	401	383	412	396	
Energy efficiency class	A	A	A	A	A	A	A	A	A	A	A	A	A	A	
Corrected sound power level, dB	39	39	39	39	39	39	39	39	39	40	40	40	40	40	
Climate classes*	N					N				SN, N, ST					
Reversible doors	+	+	+	+	+	+	+	+	+	+	+	+	+	+	
REFRIGERATOR COMPARTMENT (RC)															
RC total volume, l	230	205	252	230	278	132	168	132	168	230	205	252	230	278	
Audible signaling	–	–	–	–	–	–	–	–	–	+ (with the RC door open for more than 30 seconds)					
Glass shelf (can be rearranged), pcs.	3	3	3	3	3	2	3	2	3	3	2	3	3	3	
Bottle rack, pcs.	–	–	–	–	–	–	–	–	–	1	–	1	1	1	
Glass shelf above drawer for vegetables and fruits, pcs.	1	1	1	1	1	1	1	1	1	1	1	1	1	1	
Drawer for vegetables and fruits, pcs.	2	2	2	2	2	1 (full width of the RC)				2	2	2	2	2	
Door barrier shelf, pcs.	5	5	6	5	7	–	–	–	–	5	5	6	5	7	
Replaceable door containers, pcs.	–	–	–	–	–	2	2	2	2	–	–	–	–	–	
Door lower container, pcs.	1 (with bottle limiter)					1 (high, without limiter)				1 (with bottle limiter)					
LED lighting	+ (1 LED lamp)					+ (1 LED lamp)				+ (1 LED lamp)					
FREEZER COMPARTMENT (FC)															
FC total volume, l	115	154	115	154	115	53	53	80	80	115	154	115	154	115	
Number of compartments in the FC	3	4	3	4	3	2	2	3	3	3	4	3	4	3	
Storage temperature of frozen food products, °C, not higher	-18	-18	-18	-18	-18	-18	-18	-18	-18	-18	-18	-18	-18	-18	
Fast freezing mode	–	–	–	–	–	–	–	–	–	+	+	+	+	+	
Freezing capacity, kg/day	4,6	6	4,6	6	4,6	2,0	2,0	3,5	3,5	15	15	15	15	15	
Time for temperature rise from minus 18 °C to minus 9 °C during a power outage, h	17	17	17	17	17	14	14	16	16	17	17	17	17	18	
COLORS															
Color	White					White				White Silver	White	White Silver	White Silver Anthracite	White Silver	

# FREEZERS

## NO FROST

76-ND and 76-N series of ADVANCE line are equipped with No Frost cooling system that does not require defrosting (no frost forms in freezers).

Cooled air with forced circulation inside the freezers is distributed evenly and quickly at all levels of the freezer, and fresh food is frozen more intensively and efficiently without the formation of frost, which means it retains its nutritional properties and vitamins.



## ABG TECHNOLOGY

ABG Technology is a specially selected active antibacterial additive (BIO), which can be used in the manufacture of seals, handles and inner walls of 76-ND and 76-N freezers of ADVANCE line.

Antibacterial substances instantly kill bacteria and prevent their spread.



## MODERN DESIGN

The design of freezers of ADVANCE, CLASSIC and COMFORT lines is developed in the popular High-Tech style, takes into account the features of a modern interior and combines advanced technical innovations in design.



Touch Control panel and LED lighting (76-N)



Transparent basket front panels



Extended door pull handle with squeezing mechanism «Easy Open Technology» (76-N, 76-ND)

# ADVANCE

- ELECTRONIC CONTROL WITH LED DISPLAY
- NO FROST

## 76-ND ADVANCE – FREEZER WITH ICE MAKER

One look at the new M-7606-ND freezer of ADVANCE line is enough to understand that this is a truly stylish appliance that will become an exquisite decoration of your kitchen, giving pleasure in use. This is a freezer with No Frost system and a new level of performance. Incredible performance, unique style and absolute luxury – it excels in every way.



### FREEZER M-7606-ND

NEW PRODUCT



#### CONTROL SYSTEM



- Electronic control with LED display (touch buttons)
- An electronic temperature sensor is installed in the FC
- Self-diagnostic
- Indication of increased temperature

#### COOLING SYSTEM

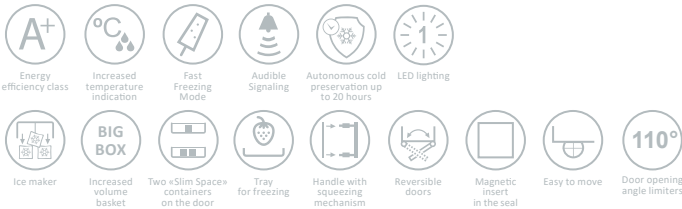
- NO FROST
- SMART AIR FLOW multi-flow air circulation

#### COMPONENT PARTS

- Hinged top compartment panel
- Tray (for freezing berries and other small products)
- Ice maker
- Ice container
- Container (small)
- Set of standard baskets
- «BIG BOX» basket of increased volume
- Lower basket
- Glass shelves between FC baskets
- Two «Slim Space» containers on the door

#### SERIES FEATURES

- Extended door pull handle with squeezing mechanism «Easy Open Technology»
- Bright LED lighting
- Magnetic insert in the seal is provided for a better fit of the door
- Rear roller supports make it easy to move the freezer





76-N ADVANCE

76-N ADVANCE line offers the perfect combination of style and functionality! M-7606-102-N, M-7606-142-N, M-7606-152-N freezers with No Frost technology will not only allow you to keep food fresh without unnecessary ice formation, but can also become a pair in a Side-by-Side combination with X-1602-100, X-1602-140, X-1602-150 models. In models M-7606-1X2-N\* the door is hung for left-hand opening.

\* Model number explanation – on p. 82



FREEZERS

M-7605-N  
M-7606-N

FOR SIDE-BY-SIDE COMBINATION:  
M-7606-1X2-N



NEW PRODUCT

CONTROL SYSTEM



- Touch Control panel
- Electronic thermostat
- An electronic temperature sensor is installed in the FC
- Indication of increased temperature
- Self-diagnostic

COOLING SYSTEM

- NO FROST
- SMART AIR FLOW  
multi-flow air circulation

COMPONENT PARTS

- Hinged top compartment panel
- Tray (for freezing berries and other small products)
- Set of standard baskets
- «BIG BOX» basket of increased volume
- Lower basket
- Glass shelves between FC baskets
- Two «Slim Space» containers on the door

SERIES FEATURES

- Wide range of color options.  
The color of the model is encoded in the model number (see the article «Selecting a model by number» on page 82)
- Extended door pull handle with squeezing mechanism «Easy Open Technology»
- Bright LED lighting
- Magnetic insert in the seal is provided for a better fit of the door
- Rear roller supports make it easy to move the freezer

76-ND AND 76-N SERIES FEATURES

In 76-ND and 76-N series of ADVANCE line, the functionality of the internal space of the freezer is thought out in detail. Up to ten compartments plus two containers on top of the freezer door allow you to freeze and store a large amount of products of various sizes.



Pull-out ice bin under the ice maker (in 76-ND)



**Ice maker with two ice trays**  
Designed for preparing and storing 28 ice cubes. With the Freeze mode activated, ice is prepared faster.

**Two Slim Space Containers**  
Designed for short-term storage of frequently used frozen products in small packages.

**Hinged Panel**  
To load products onto the top glass shelf, lift the panel until it locks in a horizontal position.

Convenient organization of the internal space of freezers allows you to place and store food in large quantities.

To free up more space, you can remove the ice container, ice maker, baskets (except the bottom), panel, tray, glass shelves and Slim Space containers.



The hinged panel is fixed in a horizontal position



Two Slim Space containers on the door for small packages

**Standard Baskets**  
Standard baskets use the principle of modularity and replaceability; they are easily removed from the FC, easily carried by the side handles, and store the bulk of a wide variety of frozen products.



**Transparent Panels**  
The front panels of the baskets are made of transparent plastic, providing a clear view of the contents without pulling out the baskets.


**Autonomous Cold Preservation Up To 20 Hours**  
In case of an unexpected power outage in the electrical network, the FC maintains the temperature from -18 °C to -9 °C for 20 hours.

**Tray For Freezing**  
The tray is designed for freezing small products (chopped berries, fruits, dumplings, mushrooms, etc.).



Pull-out tray for berries and small products

**«BIG BOX» Basket**  
«BIG BOX» basket of increased volume (up to 16 l) is designed for storing frozen large-sized food products (up to 10 kg). There are pictograms on the basket with recommendations for shelf life (in months).



**STOP-lock**  
The basket is secured in the pulled-out position thanks to STOP-lock, even when full.

**Resistance To Voltage Surges**  
ATLANT freezers retain their functionality even with voltage surges from 175 to 255 V in the electrical network.

**Magnetic Insert**  
To ensure a tight fit of the door to the freezer body, a seal with a special magnetic insert is provided around the perimeter of the door.



Multi-flow air circulation

**Lower Basket**  
The lower basket differs from standard baskets in its truncated shape and smaller size, the rear wall has a slight slope. The basket is used for storing small and medium-sized products.



**Door opening angle limiter**  
The freezer door design includes a mechanism that limits door opening (no more than 110°).

**Easy To Move**  
Freezers can be easily and simply moved indoors to a new location if you lean on the rear roller supports.

**Temperature sensors**  
Electronic freezers have temperature sensors that are sensitive to any temperature changes.

# CLASSIC/ COMFORT

## 71 CLASSIC

The functional and practical freezer M-7184 of CLASSIC line will be an ideal find for those who prepare food from their own farmstead. It is able to preserve the freshness and nutrients of food for a long time, providing the opportunity to enjoy the taste of fresh fruits and vegetables at any time of the year.

### FREEZER M-7184



- ELECTROMECHANICAL CONTROL
- STATIC COOLING SYSTEM

#### CONTROL SYSTEM



- Electromechanical thermostat
- Key switch, quick freezing mode can be turned on and off manually (designs: -003 (white) and -0X0 (color))
- Indication of increased temperature

#### COOLING SYSTEM

- Static system (manual defrosting)

#### COMPONENT PARTS

- Baskets (standard, pull-out, replaceable)
- Container (for freezing berries and other small products)
- Lower basket

#### SERIES FEATURES

- Magnetic insert in the seal is provided for a better fit of the door
- Rear roller supports make it easy to move the freezer

## 72 COMFORT

Freezers of 72 series of COMFORT line with a static cooling system, simple controls and compact dimensions are the ideal solution for any home.

Freezers in this series provide reliable and efficient cooling of products, keeping them fresh for a long time.

Besides, the compact design allows you to save space in the kitchen, making freezers of 72 series of COMFORT line an ideal choice for small spaces.

### FREEZERS

#### M-7201 M-7203 M-7204



#### CONTROL SYSTEM



- Electromechanical thermostat
- Key switch, quick freezing mode can be turned on and off manually (design: -1X0)
- Indication of increased temperature

#### COOLING SYSTEM






- Static system (manual defrosting)




#### COMPONENT PARTS

- Baskets (standard, pull-out, replaceable)
- «BIG BOX» basket (in M-7204)
- Lower basket

#### SERIES FEATURES

- M-7204 model is available in several colors, the color of the model is encoded in the model number (see the article «Selecting a model by number» on p. 82)
- M-7201 – the lowest model with 5 baskets (height – 1298 mm)
- Magnetic insert in the seal is provided for a better fit of the door
- Rear roller supports make it easy to move the freezer

ADVANCE/ CLASSIC/ COMFORT	76-ND ADVANCE		76-N ADVANCE		FOR SIDE-BY-SIDE COMBINATION		71 CLASSIC		72 COMFORT	
										
	-1X0 design		-1X0 design		-1X2 design		-003 (White), -0X0 design		-1X0 design	
	MAIN FEATURES				M-7606-ND		M-7605-N		M-7606-N	
	Total volume, l				278		243		278	
	Dimensions: HxWxD, mm				1868x595x629		1668x595x629		1868x595x629	
	Net weight, kg				71		65		71	
	Cooling system				No Frost		No Frost		No Frost	
	Number of compressors				1		1		1	
	Electronic control				+		+		+	
Electromechanical control				–		–		–		
LED indication				+		+		+		
Self-diagnostic				+		+		+		
Energy consumption, kW·h/year				303		279		303		
Energy efficiency class				A+		A+		A+		
Corrected sound power level, dB				43		43		43		
Climate classes*				SN, N, ST, T		SN, N, ST, T		SN, N, ST, T		
Reversible doors				+		+		+		
Door opening angle limiters (no more than 110°)				+		+		+		
Rear roller supports				+		+		+		
Handle with squeezing mechanism				+		+		+		
Resistance to voltage surges from 175 to 255 V				+		+		+		
FREEZER COMPARTMENT (FC)				M-7606-ND		M-7605-N		M-7606-N		
FC useful storage volume, l				245		210		245		
Number of compartments				10 (including «BIG BOX» and berry tray, ice maker and ice container)		7 (including «BIG BOX» and berry tray)		8 (including «BIG BOX» and berry tray)		
«Slim Space» containers on the door, pcs.				2		2		2		
Storage temperature, °C, not higher				-18		-18		-18		
Fast freezing mode				+ (automatic shutdown after 50 hours)		+ (automatic shutdown after 50 hours)		+ (automatic shutdown after 50 hours)		
Beverage cooling mode				+		–		–		
Economy mode («ECO»)				+		–		–		
«Button lock» («LOCK»)				+		–		–		
Open door audible signaling				+ (with the door open for more than 60 seconds, with the ability to turn off)		+ (with the door open for more than 60 seconds, with the ability to turn off)		+ (with the door open for more than 60 seconds, with the ability to turn off)		
LED lighting (one lamp)				+		+		+		
Freezing capacity, kg/day				14		14		14		
Ice-making capacity, kg/day				4		–		–		
Ice tray, pcs.				2		–		–		
Time for temperature rise from minus 18°C to minus 9°C during a power outage, h				20		20		20		
COLORS				M-7606-ND		M-7605-N		M-7606-N		
Color				White Stainless steel imitation Metallic black		White		White Silver Stainless steel imitation Anthracite Metallic black		

FOR SIDE-BY-SIDE COMBINATION		71 CLASSIC		72 COMFORT					
									
-1X2 design		-003 (White), -0X0 design		-1X0 design					
M-7606-1X2-N		M-7184		M-7201		M-7203		M-7204	
278		240		164		198		243	
1868x595x629		1500x600x630		1298x595x625		1498x595x625		1765x595x625	
71		56		49		57		63	
No Frost		Static system (manual defrosting)		Static system (manual defrosting)		Static system (manual defrosting)		Static system (manual defrosting)	
1		1		1		1		1	
+		–		–		–		–	
–		+		+		+		+	
+		+		+		+		+	
+		–		–		–		–	
303		341		220		239		264	
A+		A		A+		A+		A+	
43		39		39		39		39	
SN, N, ST, T		SN, N, ST, T		SN, N, ST, T		SN, N, ST, T		SN, N, ST, T	
left-hand door opening + installation kit		+		+		+		+	
+		–		–		–		–	
+		+		+		+		+	
+		–		–		–		–	
+		+		+		+		+	
245		220		152		184		227	
8 (including «BIG BOX» and berry tray)		7 (including berry tray)		5		6		7 (including «BIG BOX»)	
2		–		–		–		–	
-18		-18		-18		-18		-18	
+ (automatic shutdown after 50 hours)		+		+		+		+	
–		–		–		–		–	
–		–		–		–		–	
–		–		–		–		–	
+ (with the door open for more than 60 seconds, with the ability to turn off)		–		–		–		–	
+		–		–		–		–	
14		20		22		24		24	
–		–		–		–		–	
–		–		–		–		–	
20		14		16		16		16	
White Stainless steel imitation Metallic black		White Silver Anthracite		White		White		White Silver Anthracite	



# КОМБИНАЦИЯ SIDE-BY-SIDE

- ELECTRONIC CONTROL WITHOUT DISPLAY
- NO FROST IN THE FREEZER
- STATIC COOLING SYSTEM IN THE REFRIGERATOR



## FREEZER + REFRIGERATOR M-7606-1X2-N + X-1602-1X0\*

NEW PRODUCT



### ADDITIONAL INFORMATION



- Features are consistent with the following freestanding models: M-7606-N and X-1602
- No Frost and Smart Air Flow – in M-7606-N; static cooling system – in X-1602
- Side-by-Side dimensions (including rear stops), HxWxD: 1868x1200x654 mm
- The handles are equipped with an Easy Open Technology squeezing mechanism, which compensates for the difference in pressure inside and outside the freezer/refrigerator, reducing the effort when opening doors
- Installation kit is included in M-7606-1X2-N\* delivery set (installation of the Side-by-Side combination can be performed by service representatives and is subject to a fee)
- Protection against voltage surges in the electrical network from 175 to 255 V is provided
- Low energy consumption corresponds to high energy efficiency class A+

\* Model number explanation – on p. 82



# SIDE-BY-SIDE COMBINATION FEATURES

## ABG TECHNOLOGY

ABG Technology is a specially selected active antibacterial additive (BIO), which can be used in the manufacture of seals, inner walls, and handles of refrigerators.

Antibacterial substances instantly kill bacteria and prevent their spread.



## RATIONAL SPACE ORGANIZATION

Elegant and practical M-7606-1X2-N freezer will perfectly complement X-1602-1X0 refrigerator manufactured by ATLANT in a Side-by-Side combination. A large number of spacious compartments in both models have an impressive total volume: FC – 278 l, RC – 371 l.



### «Hydro Balance Zone»

Products can stay fresh much longer thanks to the ability to regulate humidity, which is carried out by moving the damper in the shelf with humidity regulator above the Hydro Balance Zone drawer (without fruit and vegetable divider). The drawer moves easily along roller guides.



### LED lighting

Side-by-Side combination includes two energy-saving LED-lights with a light-diffusing surface. They have a long service life, low heat generation, no flicker and do not require maintenance.



### «Super Fresh Box» Freshness Zone

In the «Super Fresh Box», perishable products remain fresh for as long as possible, maintaining their taste and nutritional properties. The freshness zone compartment moves along roller guides.



### «BIG BOX» Basket

«BIG BOX» basket of increased volume (up to 16 l) is designed for storing frozen large-sized food products. There are pictograms on the basket with recommendations for shelf life (in months).

## BEST QUALITIES

Side-by-Side combination is an innovative European-style device, ideal for gourmets who like to buy large quantities of products for several weeks.



### Fast Freezing Mode

Super Freeze Mode is equipped with an automatic system for turning off the mode after 50 hours. This time is enough for high-quality freezing of food.



### Autonomous Cold Preservation Up To 20 Hours

Due to increased thermal insulation, in case of an unexpected power outage in the electrical network, the FC maintains the temperature from -18°C to -9°C for 20 hours.



### Automatic «No Frost» system

Cooled air, with forced circulation, is distributed evenly and quickly at all levels of the freezer, and fresh food is frozen more intensively and efficiently without the formation of frost.



### Two compressors

Side-by-Side combination operates two compressors, allowing the refrigerator or freezer to be switched off autonomously.



### Temperature sensors

Given the large load of food, the refrigerator and freezer are equipped with temperature sensors that are sensitive to any temperature changes.



### Electronic control

On the control panels, you can select the temperature in the RC from -16°C to -24°C, in the FC from +2°C to +8°C, turn on or off the Super Freeze Mode and Audible signaling, which is accompanied by an LED indication.



\* «Hydro Balance Zone» drawer (without divider) with humidity regulator in the shelf above the drawer



Electronic temperature sensors in the FC and RC



The hinged panel of the upper compartment is fixed in a horizontal position for placing containers with liquids, etc.



Humidity regulator in the shelf above the «Hydro Balance Zone» drawer



Pull-out tray for berries and small products



Two containers on the door for small packages



«BIG BOX» basket of increased volume



Extended door pull handle with squeezing mechanism «Easy Open Technology»



# COMMERCIAL REFRIGERATORS

- ELECTROMECHANICAL CONTROL
- STATIC COOLING SYSTEM

## MODERN TRADING CONCEPT

ATLANT commercial refrigerators are used in various catering and retail establishments. The model range includes five models differing in volume, width and depth, which allows you to choose a refrigerator that will best fit your existing base of commercial equipment. Juices, soft drinks, beer, dairy products, confectionery and other products can be stored in ATLANT commercial refrigerators.



## WIDE NETWORK OF SERVICE ORGANIZATIONS

Specialized service organizations in all regions of Belarus and in all CIS countries provide timely, qualified assistance on installation, operation, repair and maintenance of refrigerators both during the warranty period of 2 years and throughout the entire product service life of 12 years.

## PRODUCTION OF SPARE PARTS FOR 12 YEARS

ATLANT produces spare parts for 12 years from the date of discontinuation of the product.

## USEFUL FEATURES OF COMMERCIAL REFRIGERATORS



### Door double glazing unit

Refrigerators with door double glazing unit, providing cooling and storage of fresh products, give each buyer the opportunity to familiarize themselves with the product and choose what they need. These refrigerators reduce customer service time by 10 %.



### Illuminated advertising block

On the backlit advertising block of the XT-1000 and XT-1006 models, you can place advertising information about the product being demonstrated and its manufacturer.



### Bright lighting

Fluorescent lighting improves visibility of product shelves. Electronic ballasts allow you to increase luminous efficiency by 15–20 % and increase the service life of the lamp, eliminating flickering and pulsation of the light flux.



### Refrigerator compartment fan

Thanks to the fan, the temperature is evenly distributed throughout the entire internal volume of the refrigerator, even when fully loaded. Cooling of products with restoration of the optimal temperature in the chamber with frequent opening of the cabinet door occurs three to four times faster than with natural air circulation.



### Reversible doors

The door in ATLANT commercial refrigerators can be hanged to the reverse opening to make the seller's work area more convenient.



### Condenser fan

An axial fan is used to blow air over the condenser of the sub-motor niche in all commercial refrigerators (except XT-1003).



### Door closer

A special mechanical device is used to automatically re-close an unlocked door (in all commercial refrigerators, except XT-1003), which ensures the safety of food and temperature parameters in the compartments.



### Electromechanical control

Allows you to set the required temperature regime by turning the thermostat knob to the desired division in commercial refrigerators with electromechanical control.



### Easy To Move

The small-sized XT-1003 can be easily and simply moved indoors to a new location if you lean on the rear roller supports.



### Door lock with keys

All commercial refrigerators (except XT-1003) can be locked with a key if necessary.



### Resistance to voltage surges

ATLANT commercial refrigerators retain their functionality even with voltage surges from 175 to 255 V in the electrical network.



### Metal shelves

Durable metal shelves can be rearranged according to height depending on the size of the goods displayed.

POSSIBILITY OF BRANDING

On all ATLANT commercial refrigerators you can place advertising information about the product on display and its manufacturer. In XT-1000, XT-1006 an illuminated advertising block is provided for these purposes.



Examples of XT-1000 branding



Examples of XT-1006 branding

QUALITY CONTROL

Each commercial refrigerator leaving the factory assembly line undergoes functional tests in accordance with European standards of quality, reliability and safety.



The knob on the panel is used to adjust the temperature in refrigerators without an electronic unit.



The fan distributes the temperature evenly throughout the refrigerator, even when fully loaded.



The glass door allows each buyer to familiarize themselves with the product and choose what they need.



You can lock the door with a key in XT-1000, XT-1001, XT-1002, XT-1006 refrigerators.



An insert with a logo or information about the product being placed can be installed in the grooves of the shelf channel strip



Convenient guides are placed quite often on the side surface to accurately adjust the height of the shelves.



Durable metal shelves can be rearranged according in height depending on the size of the goods displayed.



Extended ergonomic handle for comfortable door opening



MAIN FEATURES	XT-1000	XT-1001	XT-1002	XT-1003	XT-1006
Internal volume, l	410	445	410	295	410
Dimensions: HxWxD, mm	2005x700x570	1960x702x570	1840x702x570	1500x600x600	2002x700x574
Net weight, kg	90	90	85	65	89
Cooling system	Optima Cooling	Optima Cooling		Optima Cooling	Optima Cooling
Number of compressors	1	1		1	1
Mechanical thermostat	+	+		+	+
Electricity consumption with lighting off (and advertising block turned off), kW-h/day	2,5	1,8		2,2	2,5
Electricity consumption with the lighting on (and the advertising unit on), kW.h/day	2,8	2,2		2,5	2,8
Permissible load on the shelf (with uniform distribution), max, kg	50	50		50	50
Noise level, dB	60	60		60	60
Climate classes*	SN, N, ST, T	SN, N, ST, T		SN, N	SN, N, ST, T
Cooling agent	R134a	R134a		R134a	R134a
REFRIGERATOR COMPARTMENT					
Shelf rearrangeable according to height, pcs.	4	5	4	4	4
Total refrigerated shelf area, m²	1,3	1,6	1,3	1,4	1,3
Temperature of useful storage volume, °C	from +1 to +10	from +1 to +10		from +1 to +10	from +1 to +10
Temperature adjustment	+	+		+	+
Lighting (fluorescent lamp)	+	+		+	+
DESIGN FEATURES					
Illuminated advertising block (backlight type – fluorescent lamp)	+	–		–	+
Door double glazing unit	+	+		+	+
Tangential refrigerator compartment fan	+	+		+	+
Condenser and compressor fan	+	+		–	+
Automatic door re-closing	+	+		–	+
Door lock with keys	+	+		–	+
Rear roller supports	–	–		+	–
Reversible doors	+	+		+	+
BRANDING					
Placement of advertising information	+	+		+	+

\* SN – moderate extended – from +10 °C to +32 °C. N – moderate – from +16 °C to +32 °C. ST – subtropical – from +16 °C to +38 °C. T – tropical – from +16 °C to +43 °C.

ONE-CHAMBER COMMERCIAL REFRIGERATOR

XT-1000



BRANDING

- Placement of any advertising information on the following surfaces:
  - illuminated advertising block;
  - inserts at the ends of shelves;
  - door glass;
  - side panels

CONTROL SYSTEM



- Mechanical thermostat

COOLING SYSTEM

- Optima Cooling – thanks to the fan, the temperature is evenly distributed throughout the entire internal volume of the refrigerator, even when fully loaded. Cooling and restoration of the optimal temperature in the compartment with frequent opening of the door occurs three to four times faster than with natural air circulation.



- Tangential fan

COMPONENT PARTS

- Illuminated advertising block
- Metal shelves (rearrangeable according to height)
- Door lock with keys



ONE-CHAMBER COMMERCIAL REFRIGERATORS

XT-1001

XT-1002



CONTROL SYSTEM



- Mechanical thermostat

COOLING SYSTEM

- Optima Cooling – thanks to the fan, the temperature is evenly distributed throughout the entire internal volume of the refrigerator, even when fully loaded. Cooling and restoration of the optimal temperature in the compartment with frequent opening of the door occurs three to four times faster than with natural air circulation.



- Tangential fan

COMPONENT PARTS

- Metal shelves (rearrangeable according to height)
- Door lock with keys



BRANDING

- Placement of any advertising information on the following surfaces:
  - inserts at the ends of shelves;
  - door glass;
  - side panels





ONE-CHAMBER COMMERCIAL REFRIGERATOR

XT-1003



CONTROL SYSTEM



- Mechanical thermostat

COOLING SYSTEM

- Optima Cooling – thanks to the fan, the temperature is evenly distributed throughout the entire internal volume of the refrigerator, even when fully loaded. Cooling and restoration of the optimal temperature in the compartment with frequent opening of the door occurs three to four times faster than with natural air circulation.



- Tangential fan

COMPONENT PARTS

- Metal shelves (rearrangeable according to height)
- Rear roller supports

BRANDING

- Placement of any advertising information on the following surfaces:
  - inserts at the ends of shelves;
  - door glass;
  - side panels



ONE-CHAMBER COMMERCIAL REFRIGERATOR

XT-1006



CONTROL SYSTEM



- Mechanical thermostat



- Switches: lighting, refrigeration unit, network

COOLING SYSTEM

- Optima Cooling – thanks to the fan, the temperature is evenly distributed throughout the entire internal volume of the refrigerator, even when fully loaded. Cooling and restoration of the optimal temperature in the compartment with frequent opening of the door occurs three to four times faster than with natural air circulation.



- Tangential fan

COMPONENT PARTS

- Illuminated advertising block
- Metal shelves (rearrangeable according to height)
- Door lock with keys



BRANDING

- Placement of any advertising information on the following surfaces:
  - illuminated advertising block;
  - inserts at the ends of shelves;
  - door glass;
  - side panels



# WASHING MACHINES

## PROFITABLE PROPOSITION

In ATLANT automatic washing machines (hereinafter referred to as WM) with an increased maximum load of up to 8.0 kg, you can wash a large number of items at the same time, which allows you to reduce the number of washes.



## HIGH STANDARDS

Firstly, ATLANT WMs correspond to high energy efficiency classes – from A+ to A+++, which means they optimally use energy during each wash. A high energy efficiency class is achieved by reducing energy consumption not only in operating mode, but also in shutdown (standby) mode.

Secondly, ATLANT WMs are equipped with an intelligent washing system and have an intuitive interface.

Thirdly, ATLANT WMs use a special design of the hydraulic system with a ball valve in the drain coupling, which allows you to use detergent without loss, improving the quality of washing, reducing energy consumption and minimizing the harmful impact on the environment.

Fourthly, «Wool» washing program is included in the standard set of basic programs of all ATLANT WM series, which allows you to achieve washing results close to those set by world leaders engaged in research and quality control of natural wool, which will ensure minimal shrinkage and felting of woolen products after washing.

Fifthly, the modern generation of ATLANT WM contains steam treatment technology «Steam Clean». It is now easy and simple to refresh and disinfect your favorite things. Washing items in combination with steam treatment is one of the best ways to remove allergens.

## MODERN DESIGN

The new design of the ATLANT WM is modern and aesthetic. The symbiosis of laconic surfaces and soft transitions between them creates an attractive appearance for the consumer.

The design is based on long-term stylistic trends, thanks to which the appearance of the equipment will look relevant for many years.



Tray with three compartments for the use of bulk or liquid detergents

DESIGN FEATURES OF ATLANT WM



For better visibility of controls, the control panel is tilted (from 10° to 15°)



Large volume drum made of high alloy stainless steel



Maximum door opening angle – 150° or 180° (depending on model)



Enlarged tray has a handle with a protruding part for gripping and corrugation on the inside



Collapsible tank made of polypropylene – a high-impact composite material



A hose for completely draining water from the WM and a pump filter for removing small objects



Specially shaped door glass for even distribution of laundry during washing



Ball valve in the drain coupling for rational use of detergent



Reliable door locking during washing, thermoelectric lock (in 10, 13, 14 series)



Specially shaped drum ridges for even distribution of laundry and improved washing quality



Heater made of high quality stainless steel with a special coating of nickel and chrome for protection against scale



Drum loading hole diameter – 300 mm or 340 mm (depending on model)

DOUBLE PROTECTION AGAINST WATER LEAKS



«Aqua-Protect» – protection system against water leaks in the inlet hose

«Aqua-Stop» system represents double protection against water leaks, as it includes a protection system inside the WM + a protection system in the inlet hose «Aqua-Protect»:

- a) «Aqua-Stop» is triggered in case of a water leak inside the WM;
- b) «Aqua-Protect» is triggered in case of a water leak due to damage to the inner tube of the inlet hose.

CONTROL





LED display (touch control (buttons), segment indicator displaying graphic symbols and numbers) in 13 and 14 series





LED display (mechanical buttons, segment indicator displaying graphic symbols and numbers) in 05, 07, 10 series


USEFUL FEATURES


 **Saving resources (water/electricity)**  
Hydraulic system allows you to use detergent without loss, improving the quality of washing and reducing energy consumption.


 **Resistance to voltage surges**  
In case of a sudden voltage drop from 175 V to 255 V, ATLANT WMs continue to operate normally without interruptions or shutdowns.


 **Smart Balance Control**  
Electronic imbalance control system ensures stable operation of the WM without increased vibration and noise.


 **Pause during washing**  
If necessary, you can suspend the operation of the WM without canceling the program. To do this, hold down the START/PAUSE button for 2 seconds.


 **Collapsible tank made of impact-resistant material**  
In all ATLANT WMs, the tank design is collapsible, which makes it easy to carry out warranty and post-warranty service.


 **Foam control**  
If excessive foam appears in the WM, the foam control system is automatically activated, as a result the amount of water for rinsing clothes increases.


 **Self-diagnostic**  
When a malfunction occurs, indicators begin to flash or readings are displayed corresponding to certain deviations in the operation of the WM.

 **Audible signaling**  
Audible signaling, combined with light indication, has several alert melodies. In 05, 07, 10, 13, 14 series it is possible to turn off the signaling.

 **Heater protection against scale**  
All ATLANT WMs have a heater made of high-quality stainless steel with a special coating of nickel and chrome for protection against scale.

 **Washing efficiency class - A**  
All ATLANT WMs have the highest washing efficiency class – A. «Washing class» refers to the degree to which the washing machine removes dirt from laundry.

 **Standby mode**  
ATLANT WMs consume a minimal amount of electricity while waiting for the washing program to start.

 **Starching**  
Liquid starch is poured into the WM tray, the «Rinse» program is set and the required spin speed is selected.



## WASHING PROGRAMS AND ADDITIONAL FUNCTIONS/STEAM OPTIONS

(CORRESPONDING TO THE SYMBOLS ON THE CONTROL PANEL)

On the control panels, washing programs and additional functions/steam options are represented by symbols and names.



### Bedspreads washing

Program for washing blankets and bedspreads, except for items made of wool and silk (designed for washing items taking into account the fibrous composition of the fabric).



### Bed linen

The program is intended for washing bed linen (duvet covers, sheets, pillowcases), except for items made of silk and delicate fabrics.



### Favorite program

Designed for recording and playback of frequently used programs, washing parameters (washing temperature and spin speed) and additional functions.



### Refresh with steam (without washing)

The program is intended for products that only need to be refreshed without washing. During steam treatment, unpleasant odors are removed.



### Steam treatment

Allows you to remove allergens and also reduce the number of wrinkles on the fabric after spinning, which makes the laundry smoother, making the subsequent ironing process easier.



### Steam wash

Used to increase the efficiency of washing heavily soiled items by treating laundry with steam.



### Delayed start

By loading WM and selecting a program, you can prepare for washing in advance – 1-24 hours in advance, so that you can wash at a convenient or advantageous time when electricity tariffs are reduced.



### Outer clothing

Jackets, windbreakers, raincoats and sportswear made from water-repellent fabrics (polyester, nylon) can now be safely washed in WM.



### Dark items

Due to the possibility of whitish spots appearing after washing, it is convenient to wash dark items using a special program, having previously separated them from other items.



### Easy ironing

Items made from thin and delicate fabrics are washed and wrung out very carefully, with a minimum number of wrinkles, which certainly makes subsequent ironing easier.



### Soaking

By adding a soak function to the washing program, you can be sure that your laundry is perfectly clean, even if it is incredibly dirty.



### Drum cleaning

A program for removing insoluble particles deposited on the surface of the tank and drum after washing, preventing the appearance of unpleasant odors.



### Prewash

Heavily soiled items made from cotton fabrics are additionally washed in water with detergent at a temperature of 30 °C, which ensures high-quality removal of contamination during the main wash.



### Mixed fabrics

For items made of thin synthetic and mixed fabrics, washing can be supplemented with various functions: eco-wash, stopping with water in the tank, additional rinsing.



### Wool

Special washing and spinning conditions allow you to keep your favorite woolen items unchanged.



### Without spinning

To disable the final spin in the «Drain / Spin» combined program, you should select the «spin off» symbol.



### Delicate spinning

The program is designed for spinning delicate items made from fine fabrics (silk, synthetics and mixed fabrics).



### Spin speed selection

Spin speed adjustment allows the user to select the optimal spin speed depending on the type of fabric and the degree of soiling of the laundry.



### Delicate fabrics <sup>2)</sup> Silk <sup>3) 4)</sup>

Products made from fine fabrics will retain their softness and delicacy after washing, and the gentle spin cycle provided in the program will protect items from creasing.



### Jeans <sup>1) 3) 4)</sup> Shirts <sup>3) 4)</sup>

Thanks to gentle spinning, shirts or jeans of various colors and types of fabrics look like new after washing, and the likelihood of shedding and fading is minimized.



### Stain removal

The special wash cycle of this program allows you to get rid of heavy soils such as coffee, sauce, vegetables, blood, grease and sweat.



### Stopping with water in the tank

Used when washing items made from thin fabrics to reduce their creasing. When the function is turned on, water drainage and final spin are eliminated.



### Add water <sup>1), 3)</sup>

The function allows you to increase the water level during washing and rinsing to improve the efficiency of rinsing clothes.



### Night mode

At night, the WM operates almost silently: audible signaling is turned off and the spin speed becomes slower.



### Quick 15' <sup>1)</sup> Super quick 15 minutes <sup>3)</sup> Quick 15'/ 30' <sup>4)</sup>

Every day you can quickly wash a small amount of lightly soiled items made from various fabrics (except wool and silk, items for hand washing).



### Children's <sup>1), 4)</sup> Children's clothing <sup>3)</sup>

Baby clothes, diapers, bed linen, towels, napkins made of cotton or mixed fabrics are washed from any dirt and rinsed thoroughly.



### Sportswear/footwear <sup>2)</sup> Sport <sup>1) 4)</sup> Sports shoes <sup>3)</sup>

It is convenient to quickly wash sportswear and even shoes if they are made of textile materials and artificial leather.



### Eco-wash («eco») <sup>2)</sup> Economy mode <sup>3)</sup>

If the clothes are not very dirty, you can adjust the program by turning on the additional «eco» mode so that the wash is done with less time and energy consumption.



### Selection of washing temperature

Adjusting the temperature in the WM allows you to select the optimal temperature for washing various types of fabrics.



### Intensive <sup>4)</sup> Intensive wash <sup>1), 2)</sup> Intensive mode <sup>3)</sup>

Designed for washing heavily soiled items at a washing temperature of no higher than 60 °C, allowing for high washing efficiency.



### Hand wash <sup>1), 2), 3)</sup> Delicate wash <sup>4)</sup>

Very thin and delicate items made of silk, wool, linen, viscose are washed in the ATLANT WM as gently as if they were washed by the owner's hands.



### Combi wash

The washing process becomes easier, since moderately soiled clothes can be washed without sorting by type of fabric.



### Quick wash

If every minute counts, a small amount of lightly soiled laundry can be washed in about 35 minutes.



### Pause/stop and add laundry

To reload laundry, you can pause the operation of the WM without canceling the program: just press the START / PAUSE button and open the door.



### Anti Allergy additional rinse <sup>1)</sup>

Another rinse is added to the washing program for children's clothing and items of people with allergies to detergents.



### Child lock (button lock)

The control buttons are blocked, which does not allow children to interfere with the washing process (the function of turning off the WM is not allowed to be blocked, since this condition is regulated by safety requirements).

<sup>1)</sup> Name of additional modes for 05 series.  
<sup>2)</sup> Name of washing programs for 07 series.

<sup>3)</sup> Name of washing programs for 10 series.  
<sup>4)</sup> Name of washing programs for 13 and 14 series.

<sup>1)</sup> Name of additional modes for 05 series.  
<sup>2)</sup> Name of additional modes for 10 series.

<sup>3)</sup> Name of additional modes for 13 and 14 series.  
<sup>4)</sup> The name of the program for 07 series.



FEATURES OF NEW SERIES WASHING MACHINES:

13 INTENSE PROFESSIONAL

14 INTENSE EXPERT

14 INTENSE STEAM

ABG TECHNOLOGY

ABG Technology is a specially selected active antibacterial additive (BIO), which can be used in the manufacture of seal, ridge and detergent tray. Antibacterial substances instantly kill bacteria and prevent their spread.

GENERAL ADVANTAGES

The new ATLANT WM series are not demanding on free space for installation.

They combine compact size, high power and functionality.

Modern ATLANT technologies make the new series even smarter and more functional.

Thanks to intelligent programs, 13 and 14 ATLANT series are not only intuitive to operate, but also provide excellent washing results.

Even complex contaminants are removed with low water and energy consumption.

SPECIAL MODES

Special modes allow you to reduce/increase the execution time of any program.

**Economy mode («eco»)** By turning on this mode, the consumer has the opportunity to reduce the duration of the standard mode. This also saves resources.

**Intensive wash** The mode increases the washing time. In the intensive mode, items are also washed as carefully as possible, which means you don't have to worry about the safety of your clothes.



13 INTENSE PROFESSIONAL series, colouring -01

NEW WASHING PROGRAMS

The new model range has an expanded range of washing programs. For 13 series, the programs «Bed Linen» and «Favorite Program» were added. For 14 series, the programs «Bed Linen», «Favorite Program», «Bedspreads Washing», «Drum Cleaning» have been added.

«Favorite program» allows you to record and save your favorite program in the memory of ATLANT WM. The presence of this program allows the consumer to independently determine the initial settings of the cycle on which, for example, he/she most often washes and, accordingly, launch it every time he/she selects his/her favorite program. This allows the consumer to independently (at the program level) create in the WM what is convenient for him/her.

Some programs are designed to wash items based on the fiber composition of the fabric, and with the drum cleaning program, taking care of WM has become even easier.

PROGRAM SELECTION SYSTEM

The control panel is formed by a radial surface on which functional elements are located, taking into account the sequence of washing settings, from left to right.

WM of 13 series has a set of 16 main washing programs, and WM of 14 series has 18.

The designation of washing programs is represented not only by a symbol, but also by text. The combined program selection knob is combined with the on/off button. 13 and 14 series of WM segment indicators provide clear, bright display of graphical symbols and numbers, making them ideal for a wide range of applications where high readability and reliability are required.

SENSOR TECHNOLOGIES

ATLANT WMs of 13 and 14 series are equipped with a LED display with touch control. Thanks to new touch technologies, a light touch is all it takes to select options: all control buttons except the on/off button are touch sensitive.

The display shows the work progress of the machine. By looking at the display while the WM is operating, you can find out how much time is left until the end or start of the wash, what washing operation is currently being performed.

LED indicators and segment LED display of the WM are placed on the control panel at a slight angle, which makes it easier to visually perceive the displayed information about the operation of the WM.

ATLANT WMs of 13 and 14 series are designed in -01 color.



14 INTENSE EXPERT series, colouring -01

LARGE LOADING OPENING

The loading opening (up to 340 mm) and the door (up to 486 mm) increased in diameter make it easy to load a large amount of laundry into the WM – from 6 to 8 kg, depending on the model.

The door is characterized as «protruding» with a gripping element on the upper end of the frame.



Increased diameter door

CONVENIENT DOOR OPENING

The door of ATLANT WM of 13 and 14 series is equipped with a thermoelectric lock with a push-button handle for opening.

This engineered design combines practicality and user comfort. The push-button handle makes it easy to open the door, and the thermoelectric mechanism securely locks it during washing, providing a high level of safety.



Push-button handle

STEAM CLEANING

For the INTENSE STEAM 14 series, the «Refresh» program has been added, as well as steam options «Steam wash» and «Steam treatment».

Steam does an excellent job of cleaning clothes; after washing, they not only have fewer folds and creases after spinning, they become softer and easier to iron.

By adding steam during washing, allergens are removed from the laundry. Thus, Steam Clean technology helps to take even more care of health of the whole family and fits perfectly into the concept of conscious consumption.



14 INTENSE STEAM series, colouring -01

13 SERIES

NEW PRODUCT

with 1–6 kg load:  
CMA 60Y1213

with 1–7 kg load:  
CMA 70Y1213

with 1–8 kg load:  
CMA 80C1213



intense • professional

CONTROL



- LED display (touch control (buttons), segment indicator displaying graphic symbols and numbers)

KEY FEATURES

- Operability at voltage from 175 to 255 V
- Audible signaling (can be disabled)
- Water and electricity consumption depending on fabric and amount of laundry
- Maximum door opening angle – 150°
- Heater made of high quality stainless steel
- Collapsible tank made of high-impact polypropylene
- Large capacity detergent tray
- Manual system for removing residual water (winter drainage)
- Aqua-Protect system
- Automatic imbalance control (Smart Balance Control)
- Self-diagnostic
- Foam control
- Increased door diameter – 486 mm
- Door push-button handle
- Thermoelectric lock
- Energy efficiency classes: A++, A+++ (depending on the model)
- Automatic shutdown of the WM after the end of washing

WASHING PROGRAMS


- Cotton: 20 °C, 30 °C, 40 °C, 60 °C, 90 °C
- Synthetics: 20 °C, 30 °C, 40 °C, 60 °C
- Wool: 20 °C, 30 °C, 40 °C
- Silk: 20 °C, 30 °C, 40 °C
- Sport: 20 °C, 30 °C
- Mixed: 20 °C, 30 °C, 40 °C
- Shirts: 20 °C, 30 °C, 40 °C
- Jeans: 20 °C, 30 °C, 40 °C
- Children's: 20 °C, 30 °C, 40 °C, 60 °C, 90 °C
- Dark items: 20 °C, 30 °C, 40 °C
- Quick 15' / 30': 20 °C, 30 °C, 40 °C
- Delicate wash: 20 °C, 30 °C
- Bed linen: 20 °C, 30 °C, 40 °C, 60 °C, 90 °C
- Favorite program
- Rinse / Spin / Drain

ADDITIONAL FUNCTIONS

- Delayed start (up to 24 hours)
- Prewash
- Soaking (up to 2 hours, with the ability to disable the mode)
- Extra rinse
- Easy ironing
- Pause/stop and add laundry
- Spin speed selection
- Selection of washing temperature
- Night mode
- Economy mode («ECO»)
- Intensive mode («Intensive»)
- Add water
- Child lock (button lock)
- Without spinning (disabling the final spin)

INDICATION

- Time remaining until the start or end of the wash
- Additional functions
- Washing program operations
- Washing temperature
- Spin speed
- Malfunction
- Door lock during operation
- Audible signaling is turned off
- Selecting a washing program
- Indication color – white



14 SERIES NEW PRODUCT

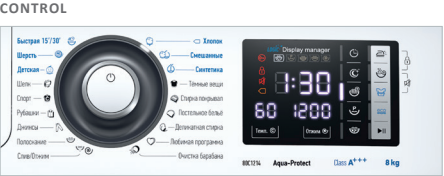
with 1–6 kg load:  
CMA 60Y1214

with 1–7 kg load:  
CMA 70Y1214

with 1–8 kg load:  
CMA 80C1214



intense • expert




- LED display (touch control (buttons), segment indicator displaying graphic symbols and numbers)
- KEY FEATURES**
- Operability at voltage from 175 to 255 V
  - Audible signaling (can be disabled)
  - Water and electricity consumption depending on fabric and amount of laundry
  - Maximum door opening angle – 150°
  - Heater made of high quality stainless steel
  - Collapsible tank made of high-impact polypropylene
  - Large capacity detergent tray
  - Manual system for removing residual water (winter drainage)
  - Aqua-Protect system
  - Automatic imbalance control (Smart Balance Control)
  - Self-diagnostic
  - Foam control
  - Increased door diameter – 486 mm
  - Door push-button handle
  - Thermoelectric lock
  - Energy efficiency classes: A++, A+++ (depending on the model)
  - Automatic shutdown of the WM after the end of washing

**WASHING PROGRAMS**

• Cotton:	20 °C, 30 °C, 40 °C, 60 °C, 90 °C
• Synthetics:	20 °C, 30 °C, 40 °C, 60 °C
• Wool:	20 °C, 30 °C, 40 °C
• Silk:	20 °C, 30 °C, 40 °C
• Sport:	20 °C, 30 °C
• Mixed:	20 °C, 30 °C, 40 °C
• Shirts:	20 °C, 30 °C, 40 °C
• Jeans:	20 °C, 30 °C, 40 °C
• Children's:	20 °C, 30 °C, 40 °C, 60 °C, 90 °C
• Dark items:	20 °C, 30 °C, 40 °C
• Quick 15' / 30':	20 °C, 30 °C, 40 °C
• Delicate wash:	20 °C, 30 °C
• Bedspread washing:	20 °C, 30 °C, 40 °C, 60 °C
• Bed linen:	20 °C, 30 °C, 40 °C, 60 °C, 90 °C
• Favorite program	
• Drum cleaning	
• Rinse / Spin / Drain	

- ADDITIONAL FUNCTIONS**
- Delayed start (up to 24 hours)
  - Prewash
  - Soaking (up to 2 hours, with the ability to disable the mode)
  - Extra rinse
  - Easy ironing
  - Pause/stop and add laundry
  - Spin speed selection
  - Selection of washing temperature
  - Night mode
  - Economy mode («eco»)
  - Intensive mode («Intensive»)
  - Add water
  - Child lock (button lock)
  - Without spinning (disabling the final spin)

- INDICATION**
- Time remaining until the start or end of the wash
  - Additional functions
  - Washing program operations
  - Washing temperature
  - Spin speed
  - Malfunction
  - Door lock during operation
  - Audible signaling is turned off
  - Selecting a washing program
  - Indication color – white



14 SERIES (WITH STEAM) NEW PRODUCT

with 1–6 kg load:  
CMA 60Y1214-C

with 1–7 kg load:  
CMA 70Y1214-C

with 1–8 kg load:  
CMA 80C1214-C



intense • steam




- LED display (touch control (buttons), segment indicator displaying graphic symbols and numbers)
- KEY FEATURES**
- Operability at voltage from 175 to 255 V
  - Audible signaling (can be disabled)
  - Water and electricity consumption depending on fabric and amount of laundry
  - Maximum door opening angle – 150°
  - Heater made of high quality stainless steel
  - Collapsible tank made of high-impact polypropylene
  - Large capacity detergent tray
  - Manual system for removing residual water (winter drainage)
  - Aqua-Protect system
  - Automatic imbalance control (Smart Balance Control)
  - Self-diagnostic
  - Foam control
  - Increased door diameter – 486 mm
  - Door push-button handle
  - Thermoelectric lock
  - Energy efficiency classes: A+, A+++ (depending on the model)
  - Automatic shutdown of the WM after the end of washing

**WASHING PROGRAMS**

• Cotton:	20 °C, 30 °C, 40 °C, 60 °C, 90 °C
• Synthetics:	20 °C, 30 °C, 40 °C, 60 °C
• Wool:	20 °C, 30 °C, 40 °C
• Silk:	20 °C, 30 °C, 40 °C
• Mixed:	20 °C, 30 °C, 40 °C
• Shirts:	20 °C, 30 °C, 40 °C
• Jeans:	20 °C, 30 °C, 40 °C
• Children's:	20 °C, 30 °C, 40 °C, 60 °C, 90 °C
• Dark items:	20 °C, 30 °C, 40 °C
• Quick 15' / 30':	20 °C, 30 °C, 40 °C
• Delicate wash:	20 °C, 30 °C
• Bedspread washing:	20 °C, 30 °C, 40 °C, 60 °C
• Bed linen:	20 °C, 30 °C, 40 °C, 60 °C, 90 °C
• Refresh	
• Favorite program	
• Drum cleaning	
• Rinse / Spin / Drain	

- ADDITIONAL FUNCTIONS / STEAM OPTIONS**
- Delayed start (up to 24 hours)
  - Prewash
  - Soaking (up to 2 hours, with the ability to disable the mode)
  - Extra rinse
  - Easy ironing
  - Pause/stop and add laundry
  - Spin speed selection
  - Selection of washing temperature
  - Night wash
  - Steam option «Steam wash»
  - Steam option «Steam treatment»
  - Add water
  - Child lock (button lock)
  - Without spinning (disabling the final spin)

- INDICATION**
- Time remaining until the start or end of the wash
  - Additional functions / Steam options
  - Washing program operations
  - Washing temperature
  - Spin speed
  - Malfunction
  - Door lock during operation
  - Audible signaling is turned off
  - Selecting a washing program
  - Indication color – white





	<div>13 SERIES</div> <div>Intense · professional</div> <div></div>			<div>14 SERIES</div> <div>Intense · expert</div> <div></div>			<div>14 SERIES</div> <div>Intense · steam</div> <div></div>		
MAIN FEATURES	60Y1213	70Y1213	80C1213	60Y1214	70Y1214	80C1214	60Y1214-C	70Y1214-C	80C1214-C
Resistance to voltage surges		+			+			+	
LED display (touch control (buttons), segment indicator)		+			+			+	
Audible signaling		+ (can be turned off)			+ (can be turned off)			+ (can be turned off)	
Dimensions HxWxD (body), mm	846x596x406	846x596x406	846x596x481	846x596x406	846x596x406	846x596x481	846x596x406	846x596x406	846x596x481
Weight (net), kg, no more	62	62	66	62	62	66	63	63	66
Rated power consumption, W	1900	1900	2100	1900	1900	2100	1900	1900	2100
Corrected sound power level during washing/spin, dB		59/75			59/75			59/75	
Maximum spin speed, rpm		1200			1200			1200	
Number of programs		16			18			18	
Maximum load of dry laundry, kg	6,0	7,0	8,0	6,0	7,0	8,0	6,0	7,0	8,0
Energy efficiency / washing / spin classes	A+++/A/B	A++/A/B	A+++/A/B	A+++/A/B	A++/A/B	A+++/A/B	A+++/A/B	A++/A/B	A+++/A/B
Water consumption, l/year / electricity, kW-h/year	9900/153	10120/198	11660/196	9900/153	10120/198	11660/196	9900/153	10120/198	11660/196
Increased door diameter, mm		486			486			486	
Maximum door opening angle		150°			150°			150°	
Stainless steel heater		+			+			+	
Collapsible tank made of high-impact polypropylene		+			+			+	
Manual system for removing residual water		+			+			+	
«Aqua-Stop» system / «Aqua-Protect» system		—/+			—/+			—/+	
Self-diagnostic		+			+			+	
Foam control		+			+			+	
Automatic imbalance control		+			+			+	
Automatic shutdown of the WM after the end of the wash		+			+			+	
Door push-button handle		+			+			+	
Thermoelectric lock		+			+			+	
WASHING PROGRAMS									
Cotton / Synthetic / Wool / Silk		+/+/+			+/+/+			+/+/+	
Delicate wash		+			+			+	
Sport		+			+			—	
Rinse / Spin / Drain		+/+/+			+/+/+			+/+/+	
Mixed		+			+			+	
Quick 15' / 30'		+			+			+	
Shirts/Jeans		+/+			+/+			+/+	
Children's		+			+			+	
Outerwear / Dark items		—/+			—/+			—/+	
Bedspreads washing		—			+			+	
Bed linen		+			+			+	
Refresh (steam)		—			—			+	
Favorite program		+			+			+	
Drum cleaning		—			+			+	
ADDITIONAL FUNCTIONS									
Delayed start (up to 24 hours)		+			+			+	
Prewash		+			+			+	
Soaking, h		up to 2 hours (with the ability to disable the function)			up to 2 hours (with the ability to disable the function)			up to 2 hours (with the ability to disable the function)	
Extra rinse		+			+			+	
Add water		+			+			+	
Child lock (button lock)*		+			+			+	
Easy ironing		+			+			+	
Selecting spin speed / washing temperature		+/+			+/+			+/+	
Night mode		+			+			+	
Eco mode		+			+			—	
Intensive mode		+			+			—	
Steam option «Steam wash»**		—			—			+	
Steam option «Steam treatment»**		—			—			+	
Without spinning (final spin disabling)		+			+			+	
Pause/stop and add laundry		+/+			+/+			+/+	
INDICATION									
Time remaining until the start or end of the wash		+			+			+	
Additional functions / Steam options		+/—			+/—			+/+	
Washing program operations		+			+			+	
Washing temperature		+			+			+	
Spin speed		+			+			+	
Malfunction		+			+			+	
Door lock during operation		+			+			+	
Audible signaling is turned off		+			+			+	
Selecting a washing program		+			+			+	



FEATURES OF WASHING MACHINES  
OF 10 SMART ACTION SERIES

GENERAL ADVANTAGES

ATLANT WMs of 10 series are distinguished by high performance, reliability and modern technologies that provide excellent washing results in a short time. They have a compact and modern design, which allows them to be integrated into any interior. A large selection of programs and functions allows you to choose the optimal conditions for washing any type of fabric. The thermoelectric lock ensures reliable and safe fixation of the door during operation.

PROGRAM SELECTION SYSTEM

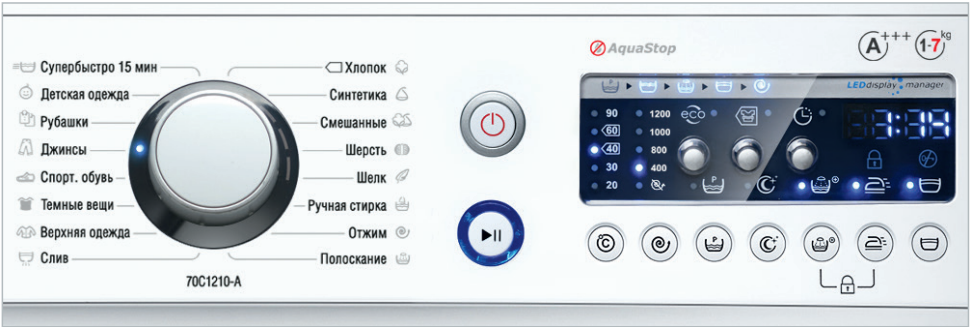
The program selection system provides a wide range of options for washing different types of fabrics and soils, including programs for delicate fabrics, cotton, synthetics, wool, as well as special programs for children's clothing, jeans, sports shoes, etc. The segment indicator provides a clear and bright display of graphic symbols and numbers.

SPECIAL FUNCTIONS

ATLANT WMs of 10 SMART ACTION series have special additional functions, such as «Intensive wash», «Delayed start», «Child lock», «Night wash», «Eco wash» and «Easy ironing», which allow you to select the optimal washing mode depending on the type and degree of laundry soiling.

DOUBLE LEAK PROTECTION

Double protection system AQUA STOP and AQUA PROTECT in ATLANT WM of 10 series prevents possible leaks and provides additional safety during operation. These innovative technologies ensure reliable protection against water leaks, providing customers with maximum convenience and peace of mind during washing.



10 SMART ACTION series, colouring -00

10 SERIES

- with 1–6 kg load:

CMA 60Y810

CMA 60Y1010


CMA 60Y1210-A

CMA 60C1010
- with 1–7 kg load:

CMA 70Y1010


CMA 70C1010

CMA 70C1210-A



SMART|action

CONTROL



- LED display (touch control (buttons), segment indicator displaying graphic symbols and numbers)
- KEY FEATURES**
- Operability at voltage from 175 to 255 V
  - Audible signaling (can be disabled; several alert tones)
  - Water and electricity consumption depending on fabric and amount of laundry
  - Maximum door opening angle – 150°
  - Heater made of high quality stainless steel
  - Collapsible tank made of high-impact polypropylene
  - Detergent tray with three large-volume compartments
  - Manual system for removing residual water (winter drainage)
  - «Aqua-Stop» system (CMA 60Y1210-A, CMA 70C1210-A)
  - «Aqua-Protect» system (available in all WM, except 60Y810)
  - Automatic imbalance control (Smart Balance Control)
  - Self-diagnostic
  - Foam control
  - Increased door diameter – 445 mm
  - Thermoelectric lock
  - Energy efficiency classes: A++, A+++ (depending on the model)
  - Automatic shutdown of the WM after the end of washing

WASHING PROGRAMS


• Cotton:	20 °C, 30 °C, 40 °C, 60 °C, 90 °C
• Synthetics:	20 °C, 30 °C, 40 °C, 60 °C
• Wool:	20 °C, 30 °C, 40 °C
• Silk:	20 °C, 30 °C
• Sports shoes:	20 °C, 30 °C
• Mixed:	20 °C, 30 °C, 40 °C
• Shirts:	20 °C, 30 °C, 40 °C
• Jeans:	20 °C, 30 °C, 40 °C
• Children's clothing:	20 °C, 30 °C, 40 °C, 60 °C, 90 °C
• Outerwear:	20 °C, 30 °C
• Dark items:	20 °C, 30 °C, 40 °C
• Super quick, 15 minutes:	20 °C, 30 °C
• Hand wash:	20 °C, 30 °C
• Rinse / Spin / Drain	

ADDITIONAL FUNCTIONS

- Delayed start (up to 24 hours)
- Prewash
- Extra rinse
- Easy ironing
- Pause/stop and add laundry
- Stopping with water in the tank
- Spin speed selection
- Selection of washing temperature
- Night wash
- Eco-wash («eco»)
- Intensive wash
- Child lock (button lock)
- Without spinning (disabling the final spin)

INDICATION

- Time remaining until the start or end of the wash
- Additional functions
- Washing program operations
- Washing temperature
- Spin speed
- Malfunction
- Door lock during operation
- Audible signaling is turned off
- Selecting a washing program
- Indication color – blue


<div> <div>10 SERIES</div> <div>SMART action</div>  </div>							
MAIN FEATURES	60V810	60V1010	60V1210-A	60C1010	70V1010	70C1010	70C1210-A
Resistance to voltage surges	+						
LED display (mechanical buttons, segment indicator)	+						
Audible signaling	+ (can be turned off; multiple alarm tones)						
Dimensions HxWxD (body), mm	846x596x407	846x596x407	846x596x407	846x596x482	846x596x407	846x596x482	846x596x482
Weight (net), kg, no more	62	62	64	62	62	63	66
Rated power consumption, W	1900	1900	1900	2100	1900	2100	2100
Corrected sound power level during washing/spin, dB	59/68	59/73	59/75	59/73	59/73	59/73	59/75
Maximum spin speed, rpm	800	1000	1200	1000	1000	1000	1200
Number of programs	16						
Maximum load of dry laundry, kg	6,0	6,0	6,0	6,0	7,0	7,0	7,0
Energy efficiency / washing / spin classes	A+++/A/D	A+++/A/C	A+++/A/B	A++/A/C	A++/A/C	A+++/A/C	A+++/A/B
Water consumption, l/year / electricity, kW-h/year	9900/153	9900/153	9900/153	10560/173	10120/198	11000/175	11000/175
Increased door diameter, mm	445						
Maximum door opening angle	150°						
Stainless steel heater	+						
Collapsible tank made of high-impact polypropylene	+						
Manual system for removing residual water	+						
«Aqua-Stop» system / «Aqua-Protect» system	—/—	—/+	+/+	—/+	—/+	—/+	+/+
Self-diagnostic	+						
Foam control	+						
Automatic imbalance control	+						
Automatic shutdown of the WM after the end of the wash	+						
Easy opening mechanism in the door handle	—						
Thermoelectric lock	+						
WASHING PROGRAMS							
Cotton / Synthetic / Wool / Silk	+/+/+/+						
Sports shoes	+						
Rinse / Spin / Drain	+/+/+						
Mixed	+						
Super quick, 15 minutes	+						
Hand wash	+						
Shirts/Jeans	+/+						
Children's clothing	+						
Outerwear / Dark items	+/+						
ADDITIONAL FUNCTIONS							
Delayed start (up to 24 hours)	+						
Prewash	+						
Extra rinse	+						
Child lock (button lock)*	+						
Easy ironing	+						
Stopping with water in the tank	+						
Selecting spin speed / washing temperature	+/+						
Night wash	+						
Eco-wash («eco»)	+						
Intensive wash	+						
Without spinning (final spin disabling)	+						
Pause/stop and add laundry	+/+						
INDICATION							
Time remaining until the start or end of the wash	+						
Additional functions	+						
Washing program operations	+						
Washing temperature	+						
Spin speed	+						
Malfunction	+						
Door lock during operation	+						
Selecting a washing program	+						

SEPARATE WARRANTY FOR ELECTRIC MOTOR – 5 YEARS

ATLANT WM electric motors are provided with a 5-year warranty, which indicates the high quality and reliability of this equipment. This allows consumers to be confident in the long-term performance and safety of using ATLANT products.

5 YEAR WARRANTY  
FOR ELECTRIC MOTORS IN ATLANT WASHING  
MACHINES OF SERIES 10, 13, 14 ATLANT

10 YEARS – SERVICE LIFE  
OF WASHING MACHINES

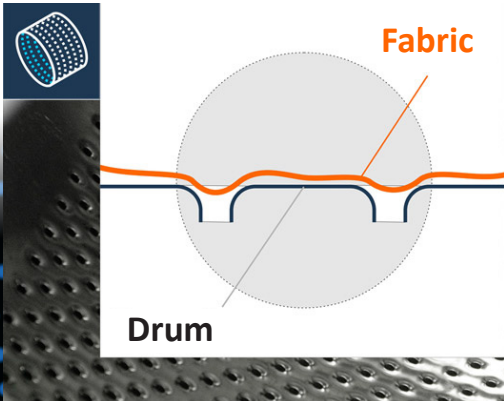
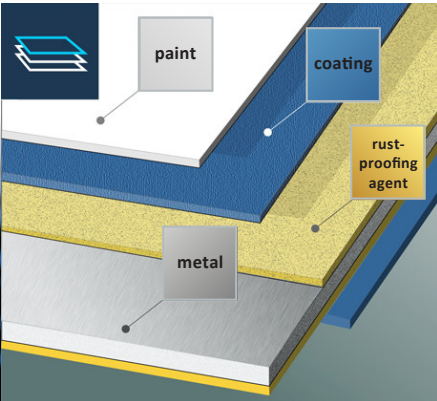


MODERN TECHNOLOGIES

WM of 05, 07, 10, 13 and 14 series are distinguished by high quality and durability. Their body is covered with durable and wear-resistant material that protects from external influences. Stop Rust anti-corrosion coating of ATLANT WM body provides reliable protection against corrosion. Thanks to the high quality of the multi-layer (3 layers) coating structure, ATLANT washing machines are resistant to moisture and aggressive environments, maintaining their original appearance for many years.

The unified design with a collapsible tank facilitates maintenance, extending the service life of the equipment.

The spacious drum ensures gentle and effective cleaning of clothes thanks to even distribution of water and detergents. The special shape of the Safe Open drum holes of ATLANT washing machines ensures maximum protection of clothes from damage. These innovative technologies guarantee gentle care for your items during washing.





# SOFT ACTION WASHING MACHINES – GENTLE CARE FOR YOUR CLOTHING

ATLANT 05 SOFT ACTION series front-loading WMs will be your ideal assistant. These devices with simple controls have a set of functions necessary for high-quality washing of not only clothes, but also sports shoes and equipment made of textiles and artificial leather.



## 05 SERIES

- with 1–4 kg load: CMA 40M10S
- with 1–6 kg load: CMA 60Y10S
- with 1–5 kg load: CMA 50Y10S
- with 1–7 kg load: CMA 70C10S



- LED display displaying the time remaining until the end of the wash (mechanical buttons, segment indicator displaying graphic symbols and numbers)




- ### KEY FEATURES
- Operability at voltage from 175 to 255 V
  - Audible signaling (can be disabled)
  - Water and electricity consumption depending on fabric and amount of laundry
  - Maximum door opening angle – 150°
  - Heater made of high quality stainless steel
  - Collapsible tank made of high-impact polypropylene
  - Detergent tray with three compartments
  - Manual system for removing residual water (winter drainage)
  - Automatic imbalance control (Smart Balance Control)
  - Self-diagnostic
  - Foam control
  - Increased door diameter – 445 mm
  - Easy opening mechanism in the door handle
  - Thermoelectric lock
  - Energy efficiency classes: A+, A+++ (depending on model)

- ### WASHING PROGRAMS
- Cotton: 20 °C, 30 °C, 40 °C, 60 °C, 90 °C
  - Synthetics: 20 °C, 30 °C, 40 °C, 60 °C
  - Wool: 20 °C, 30 °C, 40 °C
  - Sport: 20 °C, 30 °C
  - Quick 15': 20 °C, 30 °C
  - Hand wash: 20 °C, 30 °C
  - Jeans: 20 °C, 30 °C, 40 °C
  - Children's: 20 °C, 30 °C, 40 °C, 60 °C, 90 °C
  - Rinse / Spin / Drain

- ### ADDITIONAL FUNCTIONS
- Pause/stop and add laundry
  - Anti Allergy (extra rinse)
  - Spin speed selection
  - Selection of washing temperature
  - Without spinning (disabling the final spin)
  - Intensive wash
  - Prewash
  - Add water
  - Child lock (button lock)

- ### INDICATION
- Time remaining until the end of the wash
  - Additional functions
  - Washing program operations
  - Washing temperature
  - Spin speed
  - Malfunction
  - Door lock during operation
  - Indication color – red





FEATURES OF WASHING MACHINES

OF 05 SOFT ACTION SERIES

Discover ATLANT WM of 05 SOFT ACTION series, experience the incredible combination of revolutionary washing efficiency, gentle care for your clothing and exquisite design in one machine. With a wide range of features, your clothing will be sparkling clean, while fabrics will remain soft and definitely durable. Let WM of 05 SOFT ACTION series turn washing into pleasure!

GENERAL ADVANTAGES



Detergent tray with three compartments



Program selection knob


ATLANT WM of 05 SOFT ACTION series with front loading and convenient organization of control elements offers high-quality care for items made of cotton, synthetics and wool, as well as jeans, children’s and sportswear. This makes them an ideal choice for large families.



Handle with squeezing mechanism



Special shape of door glass and drum ridge



05 SOFT ACTION series, colouring -00

<div>05 SERIES</div> <div>SOFT action</div> <div></div>				
MAIN FEATURES	40M105	50Y105	60Y105	70C105
Resistance to voltage surges	+			
LED display (mechanical buttons, segment indicator)	+			
Audible signaling	+ (can be turned off)			
Dimensions HxWxD (body), mm	846x596x337	846x596x407	846x596x407	846x596x482
Weight (net), kg, no more	60	62	62	64
Rated power consumption, W	1900	1900	1900	2100
Corrected sound power level during washing/spin, dB	59/73			
Maximum spin speed, rpm	1000			
Number of programs	11			
Maximum load of dry laundry, kg	4,0	5,0	6,0	7,0
Energy efficiency / washing / spin classes	A+/A/C	A+/A/C	A+++/A/C	A+++/A/C
Water consumption, l/year / electricity, kWh/year	8360/139	8800/165	9900/153	11000/175
Maximum door opening angle	150°			
Stainless steel heater	+			
Collapsible tank made of high-impact polypropylene	+			
Manual system for removing residual water	+			
Self-diagnostic	+			
Foam control	+			
Automatic imbalance control	+			
Easy opening mechanism in the door handle	+			
Thermoelectric lock	+			
WASHING PROGRAMS				
Cotton / Synthetic / Wool / Silk	+ / + / + / —			
Sport	+			
Rinse / Spin / Drain	+ / + / +			
Quick 15'	+			
Hand wash	+			
Jeans	+			
Children's	+			
ADDITIONAL FUNCTIONS				
Prewash	+			
Anti Allergy	+			
Add water	+			
Child lock (button lock)*	+			
Selecting spin speed / washing temperature	+ / +			
Intensive	+			
Without spinning (final spin disabling)	+			
Pause/stop and add laundry	+ / +			
INDICATION				
Time remaining until the end of the wash	+			
Additional functions	+			
Washing program operations	+			
Washing temperature	+			
Spin speed	+			
Malfunction	+			
Door lock during operation	+			

\* Excluding blocking the function of turning off the WM, since this condition is regulated by safety requirements.

# WASHING MACHINES OF 07 SERIES WITH EASY OPERATION

ATLANT company has created a number of WM models of 07 series, which belong to the affordable segment and are equipped with a simple and understandable control panel. Such devices will become indispensable for students, young couples, as well as elderly people and dacha (summer house) owners.



## 07 SERIES

with 1–5 kg load: CMA 50Y87  
CMA 50Y107

with 1–7 kg load: CMA 70C107

with 1–6 kg load: CMA 60Y87  
CMA 60Y107  
CMA 60C107



### CONTROL



- LED display displaying the time remaining until the start or end of the wash (mechanical buttons, segment indicator displaying graphic symbols and numbers)

### KEY FEATURES

- Operability at voltage from 175 to 255 V
- Audible signaling (can be disabled)
- Water and electricity consumption depending on fabric and amount of laundry
- Locking the door from closing
- Maximum door opening angle – 180°
- Heater made of high quality stainless steel
- Collapsible tank made of high-impact polypropylene
- Detergent tray with three compartments
- Manual system for removing residual water (winter drainage)
- Automatic imbalance control (Smart Balance Control)
- Self-diagnostic
- Foam control
- Easy opening mechanism in the door handle
- Thermoelectric lock
- Energy efficiency classes: A+, A+++ (depending on model)
- Pause during the washing process
- Possibility of installation under counter top (for CMA 70C107)

### WASHING PROGRAMS

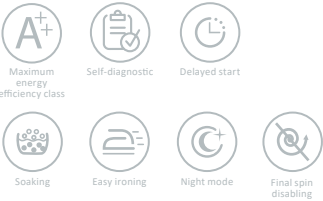
- Cotton: 20 °C, 30 °C, 40 °C, 60 °C, 90 °C
- Synthetics: 20 °C, 30 °C, 40 °C, 60 °C
- Delicate fabrics: 20 °C, 30 °C, 40 °C
- Wool: 20 °C, 30 °C, 40 °C
- Intensive: 20 °C, 30 °C, 40 °C, 60 °C
- Stain removal: 20 °C, 30 °C, 40 °C
- Sportswear / Sports shoes: 20 °C, 30 °C
- Combi wash: 20 °C, 30 °C, 40 °C
- Quick wash (express wash): 20 °C, 30 °C
- Hand wash: 20 °C, 30 °C
- Delicate spinning
- Rinse / Spin / Drain


### ADDITIONAL FUNCTIONS

- Delayed start (up to 24 hours)
- Prewash
- Soaking (1–2 hours)
- Extra rinse
- Easy ironing
- Stopping with water in the tank
- Spin speed selection
- Selection of washing temperature
- Without spinning (disabling the final spin)
- Night mode

### INDICATION

- Time remaining until the start or end of the wash
- Additional functions
- Washing program operations
- Washing temperature
- Spin speed
- Malfunction
- Indication color – green



	<div> <div>07 SERIES</div> <div>Multi Function</div>  </div>					
MAIN FEATURES	50Y87	50Y107	60Y87	60Y107	60C107	70C107
Resistance to voltage surges	+					
LED display (mechanical buttons, segment indicator)	+					
Audible signaling	+ (can be turned off)					
Dimensions HxWxD (body), mm	846x596x421	846x596x421	846x596x421	846x596x421	846x596x511	846x596x511
Weight (net), kg, no more	62	62	62	62	63	63
Rated power consumption, W	1900	1900	1900	1900	2100	2100
Corrected sound power level during washing/spin, dB	59/68	59/73	59/68	59/73	59/73	59/73
Maximum spin speed, rpm	800	1000	800	1000	1000	1000
Number of programs	15					
Maximum load of dry laundry, kg	5,0	5,0	6,0	6,0	6,0	7,0
Energy efficiency / washing / spin classes	A+/A/D	A+/A/C	A++/A/D	A++/A/C	A+/A/C	A++/A/C
Water consumption, l/year / electricity, kW.h/year	9680/169	9680/169	9900/173	9900/173	11000/196	10000/195
Locking the door from closing	+					
Maximum door opening angle	180°					
Stainless steel heater	+					
Collapsible tank made of high-impact polypropylene	+					
Manual system for removing residual water	+					
Self-diagnostic	+					
Foam control	+					
Automatic imbalance control	+					
Possibility of installation under counter top*	—	—	—	—	—	+
Easy opening mechanism in the door handle	+					
Thermoelectric lock	+					
WASHING PROGRAMS						
Cotton / Synthetic / Wool / Silk	+/-/+—					
Delicate fabrics	+					
Intensive	+					
Stain removal	+					
Sportswear / Sports shoes	+/-					
Delicate spin	+					
Rinse / Spin / Drain	+/-/+					
Combi wash	+					
Quick wash	+					
Hand wash	+					
ADDITIONAL FUNCTIONS						
Delayed start (up to 24 hours)	+					
Prewash	+					
Soaking (1–2 hours)	+					
Extra rinse	+					
Easy ironing	+					
Stopping with water in the tank	+					
Selecting spin speed / washing temperature	+/-					
Night mode	+					
Without spinning (final spin disabling)	+					
Pause/stop and add laundry	+/-					
INDICATION						
Time remaining until the start or end of the wash	+					
Additional functions	+					
Washing program operations	+					
Washing temperature	+					
Spin speed	+					
Malfunction	+					

\* Installation of CMA 70C107 under the counter top is carried out by service specialists by dismantling the top cover and replacing it with a special plate of lower height.

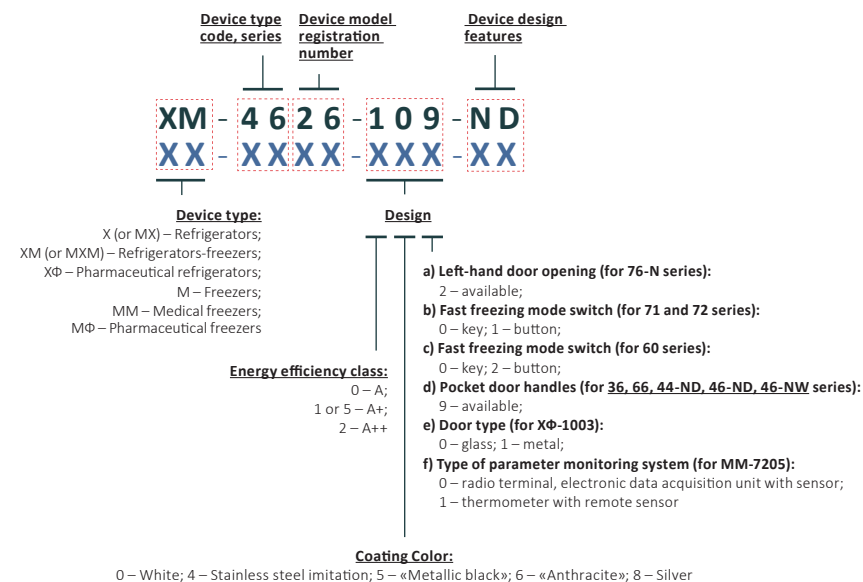
Note. Energy efficiency class, annual electricity consumption, annual water consumption, spin efficiency class are given in accordance with STB 2457-2020.

## SELECTION OF MODEL BY NUMBER

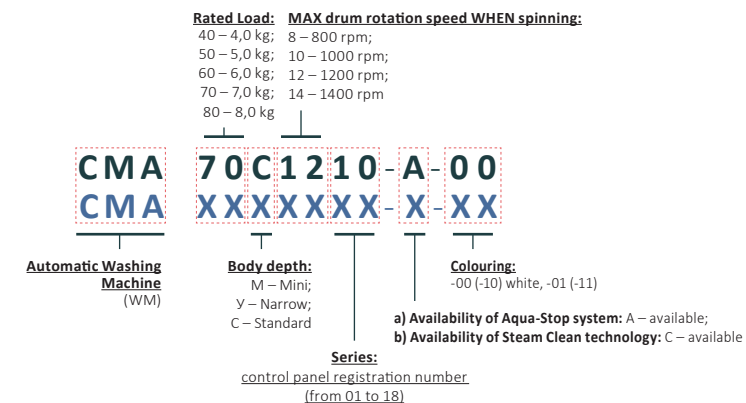
Energy efficiency class, presence of a freshness compartment, and design features of the device correspond to a specific model number.

To fully match the interior style, you can choose ATLANT products in any of the proposed coating colors, which are reflected in the model number. In the examples, X's denote variable data.

### EXAMPLE OF DECODING A REFRIGERATOR/FREEZER MODEL NUMBER



### EXAMPLE OF DECODING A WASHING MACHINE MODEL NUMBER





## WIDE NETWORK OF SERVICE ORGANIZATIONS

The success and popularity of ATLANT products are determined by the available service both during the warranty period of 3 years and throughout the entire service life of 10 years.

ATLANT produces spare parts for 10 years from the date of discontinuation of the product.

Service organizations provide prompt and high-quality maintenance and repair of equipment.

Our technicians have up-to-date information about ATLANT products and regularly undergo training on the design, operation and repair of equipment. Thanks to this, in combination with work experience, specialists quickly carry out repairs of any complexity.

The advantages include professional advice, original spare parts, a modernly equipped stationary workshop and special vehicles for transporting equipment.



## GLOBAL FAME

ATLANT is a trademark of ATLANT, Closed Joint Stock Company, which includes three enterprises: Minsk Refrigerators Plant, Household Appliances Plant in Minsk and the Baranovich Machine Tool Plant.

ATLANT, CJSC is the owner of 20 trademark registrations, including international trademark registrations, which cover the territory of 51 countries. There are 3 well-known trademarks that are permanently valid on the territory of the Republic of Belarus, the Republic of Moldova and the Russian Federation.

ATLANT company produces household refrigerators, freezers, washing machines, commercial refrigerators, compressors, equipment for plastic processing, welded metal structures, equipment for metal cutting and much more.

ATLANT company is open to fresh ideas and non-standard solutions. The latest achievements of scientific and technological progress are used in the production of ATLANT products.

## HIGH QUALITY AND RELIABILITY

For decades, ATLANT equipment has been the embodiment of high quality workmanship, guaranteed durability and reliability.

Constantly improving its products, the company offers consumers the latest developments in the field of household appliances, while maintaining modern design and high quality products.

ATLANT's high-quality and reliable products are popular, well-known and in demand far beyond the borders of Belarus.

The success of ATLANT is based on a high level of production, which allows us to produce products with wide functionality that are in demand on the market.

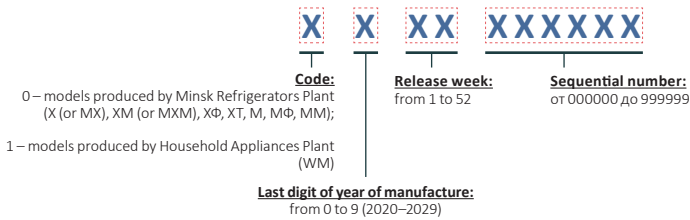
## UNIQUE SERIAL NUMBER

By purchasing ATLANT household appliances, you receive a guarantee of quality and reliability. Each device has a unique serial number, which allows you to quickly identify the product and trace its history. Thanks to this, you can be sure of the originality of the product and its compliance with quality standards.

The serial number allows you to quickly identify your model and get qualified assistance at ATLANT service center. By mentioning this unique code when contacting, you speed up the process of servicing your equipment.

The serial number of the product shall be present on the warranty card, as well as on the side wall inside the compartment and on the filter cover (WM).

### EXAMPLE OF DECODING A SERIAL NUMBER



Examples of application of the serial number classification and coding system:

- serial number of the refrigerator manufactured by Minsk Refrigerators Plant – 04 02 000002;
- serial number of the freezer manufactured by Minsk Refrigerators Plant – 0 4 02 000005;
- serial number of WM produced by Household Appliances Plant – 1 4 12 000001.

## COST EFFECTIVENESS AND ENVIRONMENTAL FRIENDLINESS

All developed products, before being put on the assembly line, undergo endurance testing under conditions simulating extreme operating conditions.

In terms of their technical parameters, they are not inferior to the best European analogues, which was confirmed by certificates issued by the Institute for Testing and Certification of Electrical Engineering, Electronics and Information Technology (VDE Institute, Germany).

The indisputable advantage of ATLANT products is low energy consumption, which corresponds to high energy efficiency classes.

Production at ATLANT, CJSC is built strictly in accordance with all necessary environmental norms and standards.

Refrigeration systems use the most economical and environmentally friendly **refrigerant R600a (isobutane)**.

## QR-CODES (ADDITIONAL INFORMATION)

### OFFICIAL WEBSITE

Information about all ATLANT household appliances is provided on the corporate website atlant.by.



atlant.by

### SERVICE CENTERS

A wide network of ATLANT service organizations covers all regions of Belarus and all CIS countries.



Service centers contacts

### ATLANT IN SOCIAL NETWORKS

Stay up to date with news about ATLANT household appliances by subscribing to our social media pages. To go to ATLANT social media, just scan the QR code with your smartphone:



### WHERE TO BUY PRODUCTS

You can order ATLANT household appliances from the company dealers. Our dealers will give you competent advice on ATLANT product range and help you make the right choice.



Dealer contacts in the Republic of Belarus